


# *Pandemic Influenza Emergency Management Plan*



*December 8, 2008*

*This attachment is part of Annex F of the State of Oregon Emergency Management Plan and should be used in conjunction with the rest of Annex F base plan and hazard specific appendices. It is not a stand-alone plan.*

# HAZARD APPENDIX 2 – ACUTE AND COMMUNICABLE DISEASE

## ATTACHMENT 2-B: PANDEMIC INFLUENZA

<b>1</b>	<b>Introduction.....</b>	<b>3</b>
<b>2</b>	<b>Purpose and Authorities.....</b>	<b>3</b>
2.1	Purpose.....	3
2.2	Authorities.....	3
<b>3</b>	<b>Situation, Assumptions, and Definitions.....</b>	<b>3</b>
3.1	Situation .....	3
3.2	Assumptions.....	4
3.3	Defining an Influenza Pandemic.....	5
<b>4</b>	<b>Concept of Operations.....</b>	<b>8</b>
4.1	OPHD Staff Protection Strategy .....	8
<b>5</b>	<b>Roles and Responsibilities.....</b>	<b>9</b>
5.1	Federal.....	9
5.2	State.....	9
5.3	Local Health Departments.....	12
5.4	Hospitals and Health Care Systems .....	13
<b>6</b>	<b>Vulnerable Populations.....</b>	<b>14</b>
<b>7</b>	<b>Plan Maintenance .....</b>	<b>14</b>
<b>8</b>	<b>Training and Exercises.....</b>	<b>14</b>
<b>9</b>	<b>Web Sites .....</b>	<b>14</b>
<b>10</b>	<b>References.....</b>	<b>15</b>
<b>11</b>	<b>Acronyms and Glossary .....</b>	<b>16</b>
11.1	List of Acronyms .....	16
11.2	Glossary .....	17
<b>12</b>	<b>Record of Changes.....</b>	<b>18</b>
<b>13</b>	<b>Tabs.....</b>	<b>18</b>

### Tabs

Tab 2-B-1	Public Health Communications
Tab 2-B-2	Surveillance
Tab 2-B-3	Laboratory Diagnostics
Tab 2-B-4	Health Care Planning
Tab 2-B-5	Vaccine Distribution and Use

Tab 2-B-6	Antiviral Drug Distribution and Use
Tab 2-B-7	Community Disease Control and Prevention
Tab 2-B-8	Infection Control
Tab 2-B-9	Clinical Guidelines

*This attachment is part of Annex F of the State of Oregon Emergency Management Plan and should be used in conjunction with the rest of Annex F base plan and hazard specific appendices. It is not a stand-alone plan.*

# 1 INTRODUCTION

The Pandemic Influenza Emergency Response Plan is Attachment B to Hazard Appendix 2 - Acute and Communicable Disease (ACD) Emergency Response Plan to the Oregon Public Health Division (OPHD) *Annex F – Public Health and Medical Service (Emergency Support Function (ESF) – 8)*.

Influenza A, a contagious viral respiratory disease, causes widespread infection in all age groups every year. Global epidemics of a novel influenza strain, known as pandemics, occur intermittently when Influenza A evolves into a significantly different subtype of the virus to which humans have no immunity. Influenza pandemics occurred three times in the 20<sup>th</sup> century (1918, 1957, and 1968). Over 500,000 deaths occurred in the United States in the 1918 pandemic; in 1957 and 1968 mortality was much less, with US deaths of 90,000 and 30,000, respectively. When the next pandemic occurs, people across the globe will be affected within a few months, which will severely limit options to provide mutual aid across jurisdictions and for which a new vaccine will not be available for months to years. For more detailed information about past pandemics, visit the U.S. Department of Health and Human Services (DHHS) pandemic flu website (<http://www.pandemicflu.gov>).

## 2 PURPOSE AND AUTHORITIES

### 2.1 Purpose

The purpose of the Oregon Pandemic Influenza Emergency Response Plan is to lessen the impact of an influenza pandemic on the residents of Oregon. This plan focuses on elements unique to an influenza pandemic. Wherever response is typical of response to any communicable disease or other public health emergency, this plan refers to the appropriate section of *Annex F: Health and Medical Services*. Annex F can be found on the Health Alert Network (HAN) Web site ([www.oregonhan.org](http://www.oregonhan.org)) or can be requested by contacting the Public Health Emergency Preparedness Program (PHEP), 971-673-1308.

### 2.2 Authorities

See *Annex F, Public Health and Medical Services - Attachment A: Authorities*.

## 3 SITUATION, ASSUMPTIONS, AND DEFINITIONS

### 3.1 Situation

The estimated health impact of the next influenza pandemic on Oregon's 3.7 million people (based on 2006 census data) depends on the assumptions used. The DHHS

pandemic influenza plan makes estimates for the entire United States using two sets of assumptions: one moderate and one severe (<http://www.hhs.gov/pandemicflu/plan>). In this plan, the estimates have been modified based on the Oregon population. The scenarios differ in the severity of illness (i.e., hospitalizations and deaths), but not in the number of illnesses or number of people seeking medical care (Table 1).

**Table 1: Estimated Impacts of Moderate and Severe Influenza Pandemics on Oregon**

Characteristic	Moderate Pandemic	Severe Pandemic
Illness	1.27 million	1.27 million
Outpatient	635,000	635,000
Hospitalized	12,206	152,756
Intensive Care	1,820	22,913
Ventilator Use	917	11,448
Death	2,508	25,316

## 3.2 Assumptions

This plan makes the following assumptions about pandemic influenza:

- OPHD is the lead state agency for responding to pandemic influenza.
- A pandemic is a public health emergency with political, social, and economic dimensions; it is likely to affect everyone in Oregon.
- The entire population will be at risk of illness from a new subtype of influenza.
- The overall estimated clinical attack rate will be 35%, ranging from 20% among working adults to 40% among school-aged children.
- Of those who become ill, 50% will seek medical care.
- While risk groups for severe infections cannot be completely predicted ahead of time, the elderly, the very young, and those with compromised immune systems are likely to be at high risk.
- For seasonal influenza, the typical incubation period (the time between acquiring the infection until becoming ill) is two days. This plan assumes the same incubation period for a new strain of influenza.
- People who become ill may shed the virus for up to one day before the onset of symptoms and up to five days after onset of symptoms.
- In each individual community, a pandemic outbreak may last up to twelve weeks and may occur in distinct outbreaks or “waves” separated by weeks to months over a period of up to 18 months.
- Outbreaks are expected to occur throughout much of the United States, limiting the mutual aid that normally occurs with other natural disasters.

- The number of hospitalizations and deaths will depend on the virulence of the pandemic virus. Estimates differ about 10-fold between the moderate and severe scenarios.
- Vaccine is not expected to be available at the onset of a pandemic.
- There may not be enough of certain pharmaceuticals, especially influenza antiviral drugs, as well as antibiotics to treat secondary infections, and to treat everyone with probable pandemic influenza.
- The early targeted use of non-pharmaceutical measures (e.g., social distancing) to control disease spread represents an important mitigation strategy, which may reduce incidence of the disease by up to 50% based on the Centers for Disease Control and Prevention (CDC) predictions.
- Planning for the continuity of state and local government and private business operations is an essential component of pandemic influenza preparedness, especially if significant numbers of people are not in the workplace. This plan assumes that continuity planning will occur in both the public and private sectors.
- State of Oregon is developing business continuity plans that will assure that the most critical business functions of the State continue with up to a 40% absentee rate over several weeks.
- There is no guarantee that available antiviral drugs will be effective against a pandemic influenza strain.

## **3.3 Defining an Influenza Pandemic**

### **3.3.1 International and National Terminology**

The World Health Organization (WHO) developed a numbered system of progressive phases for influenza as a means to describe the progression of a pandemic. The CDC also have a numbered system of stages of pandemic progression. The WHO phases and the CDC stages are compared in Table 2. Each phase or stage is defined by the efficiency with which a new influenza virus can be transmitted from an animal host to humans and human-to-human transfer. Since early in 2004, the global status has been Phase 3, Stage 0.

**Table 2: WHO Pandemic Phases and CDC Stages**

Period	WHO Phase		CDC Stage	
<b>Inter-pandemic</b>	<b>1</b>	Low risk of human cases	<b>0</b>	New domestic animal outbreak in an at risk country
	<b>2</b>	Higher risk of human cases		
<b>Pandemic Alert</b>	<b>3</b>	No or very limited human cases	<b>0</b>	New domestic animal outbreak in an at risk country
			<b>1</b>	Suspected human outbreak overseas
	<b>4</b>	Evidence of increased human to human transmission	<b>2</b>	Confirmed human outbreak overseas
	<b>5</b>	Evidence of significant human to human transmission		
<b>Pandemic</b>	<b>6</b>	Efficient and sustained human to human transmission	<b>3</b>	Widespread human outbreaks in multiple overseas locations
			<b>4</b>	First human case in North America
			<b>5</b>	Spread throughout US

CDC also developed a numerical scale to define the severity of a pandemic. Reflecting the severity scale for hurricanes, the pandemic scale has a range from 1 (the least severe) to 5 (the most severe) (Table 3). This scale reflects the wide range of severity seen in previous pandemics. It is important to remember that an influenza pandemic is a global epidemic of a novel influenza strain and that there may be a significant impact on the economic and social fabric of Oregon, and even if the death rate is not high, many more people will be ill than in annual epidemics. It is anticipated that we may see as much as a three fold increase in the number of Oregonians who become ill during a pandemic compared to seasonal influenza. CDC uses the case fatality ratio, the percent of those infected who die, as a means of delineating the severity of pandemics. While a useful scale, it is vital to remember that this is a planning estimate and will likely not fully describe the impact of future pandemics.

**Table 3: Centers for Disease Control Severity Scale for Pandemic Influenza**

Severity Level	Consequences	
	Case Fatality Ratio	Deaths in United States (2006 population)*
1	<0.1%	<90,000
2	0-1% -0.5%	90,000-<450,000
3	0.5%-<1.0%	450,000-<900,000
4	1.0%-<2.0%	900,000-<1,800,000
5	>2.0%	>1,800,000

\*Assumes 30% of population will become ill and there are no pandemic interventions.

On this scale, the 1918 pandemic would be classified as a “5” or “severe” pandemic as it had an average case fatality index of >2.0%. The 1957 and 1968 pandemics would fall out in the 1-2 range as there were many fewer deaths. Those pandemics still had a much higher death rate than seasonal influenza, and the number of people who became ill was higher than with seasonal influenza. When assessing past pandemics on this scale, one must look at the case fatality index and not the total numbers of deaths due to increases in population.

### 3.3.2 Oregon Public Health Division Terminology

In an attempt to simplify terminology and be compliant with the National Incident Management System (NIMS), this plan avoids the use of the pandemic influenza scales described above when clear, descriptive language is more effective. Thus, this plan uses descriptions based on the actions Oregon will take during the influenza pandemic:

- **Prepare:** The time between influenza pandemics.
- **Respond:** Because of the time between the discovery of a novel human influenza strain and the actual risk of disease spread in Oregon, the traditional “response” element of emergency management is divided into three periods:
  - **Alert:** When a novel strain of influenza begins to spread, presumably outside North America.
  - **Standby:** When cases appear in the United States, outside of the Pacific Northwest.
  - **Activate:** When a case or cases present a plausible or imminent risk of spread in the Pacific Northwest.
- **Recover:** Implemented once the influenza pandemic passes.

Likewise, Oregon influenza pandemic planning is based on two levels of severity (moderate and severe), instead of the CDC’s five levels. This allows the plan to be less cumbersome. The two levels of severity discussed in this plan are:

- **Moderate:** An influenza pandemic is deemed “moderate” if the case fatality ratio is less than one percent. This corresponds to levels 1-3 on the CDC scale. At this level of severity, it is not anticipated that there would be a statewide implementation of highly

disruptive mitigation measures, such as school class cancellation, and the overall response would be less dramatic than in a severe influenza pandemic.

- **Severe:** An influenza pandemic is deemed “severe” when the case fatality ratio is greater than one percent. This corresponds to levels 4-5 on the CDC scale. At this level of severity, it is anticipated that the risk to the communities across the state is serious enough to warrant a response that will be highly disruptive to society.

## 4 CONCEPT OF OPERATIONS

OPHD has the primary responsibility in Oregon for activating the pandemic influenza response at the level appropriate to the specific phase of an influenza pandemic. This section describes the emergency management structure that OPHD will use during an influenza pandemic to manage resources under state control. As the state agency primarily responsible for public health and medical services, OPHD will lead the preparedness, response, and recovery activities for pandemic influenza. The OPHD response to an influenza pandemic will comply with NIMS provisions, including the use of an Incident Command System (ICS).

Even though Local Health Departments (LHDs) respond routinely to infectious diseases without using ICS, the emergency management community and public health in Oregon agree to use ICS during a widespread influenza pandemic. All LHDs and their respective county Emergency Operation Centers (EOCs) will adopt an incident management structure as described in the “Concept of Operations” section of the Annex F Base Plan, Public Health and Medical Services.

### 4.1 OPHD Staff Protection Strategy

The OPHD’s Agency Operations Center (AOC) will follow the community mitigation guidelines described in Tab 2-B-7.3 and those recommended to other Critical Infrastructure/Key Resources (CI/KR) assets. Recognizing that staff are the only irreplaceable assets at OPHD, actions taken to ensure their health and availability include:

- Exclusion and recommended home isolation of ill staff.
  - During the Alert period, the Operations Branch will determine exclusion guidelines.
  - During their convalescence, staff may, if able, work via telecommuting.
  - OPHD will follow Department of Human Services (DHS) guidelines regarding sick leave and other human resource issues during an influenza pandemic.
- Exclusion and recommended home quarantine of staff with close contact to cases, as described above.
- To the maximum extent possible, staff will avoid close contact with one another by use of techniques such as:
  - Telecommuting
  - Conference calls

- Diffuse worksites throughout building and workspaces
- Antiviral prophylaxis is not anticipated for public health staff.
- Use of personal protective equipment (PPE) by staff will be based upon supplies available and the latest federal guidelines. The Incident Manager will be responsible for setting PPE guidelines for staff.
- As appropriate based on their skill sets, staff who have been infected, have subsequently recovered, and have been determined to be non-infectious, may be assigned to roles in settings deemed to involve higher risk of exposure to pandemic influenza (e.g., direct contact with the public).

## 5 ROLES AND RESPONSIBILITIES

### 5.1 Federal

DHHS has primary responsibility for a number of key elements of the national pandemic influenza plan.

#### **Prepare**

- Coordinate national and international virus surveillance, monitor health impacts, and provide laboratory support.
- Direct and fund research on influenza virus, vaccine, and antiviral drugs.

#### **Respond**

- Evaluate, license, and provide liability programs for a pandemic influenza vaccine.
- Provide a national clearinghouse for vaccine availability, distribution, and redistribution.
- Communicate with states and other public health agencies.
- Provide policy guidance on pandemic response activities.
- Manage the Strategic National Stockpile (SNS), which caches influenza antiviral drugs.

Other federal agencies' roles in pandemic influenza response are outlined in the DHHS Pandemic Influenza Plan ([www.hhs.gov/pandemicflu/plan](http://www.hhs.gov/pandemicflu/plan), page 26).

### 5.2 State

#### 5.2.1 Pandemic Influenza Coordinating Committee (PICC)

The Oregon PICC will be made up of two standing committees, the ESF-8 Advisory Committee and the Medical Advisory Group (MAG), as well as other experts as needed from Oregon Emergency Management, Oregon Department of Education, Oregon Military

Department, health care industry and other agencies. The mission of the PICC will be to ensure continuous and close coordination between public and private partners across Oregon. During an influenza pandemic, a spectrum of prompt, well-coordinated health decisions are needed. At one extreme, minor decisions, such as individual patient isolation, are made by LHDs or health care facilities; at the other extreme, major decisions or recommendations affecting large segments of the population or the economy are made and enforced by state or federal elected officials. Recommendations to elected officials for such major public health decisions or recommendations come from the OPHD Director in conjunction with the PICC.

## 5.2.2 Oregon State Public Health Division

### Prepare – Moderate and Severe Scenarios

- Establish partnerships with stakeholders.
- Develop written plans.
- Conduct drills and exercises.
- Monitor global situation, alert for appearance of novel disease strains.

**Respond – Alert - Moderate and Severe Scenarios** (WHO Phase 4- 6; CDC Stage 3; no cases in US)

- Activate ICS
- Review agreed upon roles and responsibilities with stakeholders.
- Revise plans and communications templates to fit the specific events.
- Begin a public information campaign.
- Coordinate state-wide surveillance efforts utilizing existing seasonal influenza monitoring systems and other ad-hoc systems.
- Receive antiviral medications from SNS and distribute to counties.
- Develop and disseminate case definitions, clinical guidelines, and specific laboratory procedures based upon the information available.
- Expand sentinel provider network as feasible.

**Respond – Standby - Moderate and Severe Scenarios** (US Stage 4; 1st case in US)<sup>1</sup>

- Increase public information messaging.
- Increase surveillance efforts.
- Prepare for social distancing measures.
- Integrate stakeholders into ICS with the ESF-8 AOC.
- Identify the arrival in Oregon of a novel influenza virus by laboratory testing.
- Assist CI/KR to maintain situational awareness.

---

<sup>1</sup> These actions are not an exhaustive list; further activities for Standby and Activate are described in the Tabs of this plan.

- Receive antiviral medication.

**Respond – Activate** (US Stage 5 - 1st confirmed cluster in state or region)

**Moderate Scenario**

- If disease is limited, identify the exposure source, protect the population at risk, and control further spread.
- Issue statements regarding appropriate levels of social distancing.
- Facilitate utilization of scarce medical resources.
- Track influenza deaths and hospitalizations to identify high-risk groups.
- Disseminate accurate information for resource and policy decisions in public health and healthcare delivery settings.
- Publicize up-to-date information to encourage community support of public health policies and recommendations.
- Ensure equitable and scientifically-based distribution of scarce health care resources (such as vaccine and antiviral drugs) under state control to prevent severe illness or death and to limit further spread of the disease.
- Report epidemiological data and make recommendations on disease control methods, including community mitigation measures and pharmaceutical usage. See Tab 2-B-2: Surveillance for details.
- Coordinate mitigation measures for CI/KR protection. Implement directions from the OPHD Director and Incident Manager, distributing community mitigation orders to partner agencies and, via the Public Information Officer (PIO), to the general public. See Tab 2-B-7 Community Mitigation details.
- Oregon State Public Health Laboratory (OSPHL) provides laboratory testing during an influenza pandemic and also:
  - Provides printed and Web-based instructions on specimen collection for health care providers.
  - Provides specimen collection material on request.
  - Communicates test results to clinicians and to local, state, and federal health officials.
  - Collaborates with the WHO and CDC laboratory network.
  - Develops and distributes novel influenza testing criteria and communication plans in collaboration with the Epidemiological Branch.
- Emergency Medical Services:
  - Coordinates ESF-8 support to private and public medical systems.
  - Ensures close coordination and communication for allocation and prioritization of resources.
  - Ensures that medical providers have received case definitions and clinical guidelines and are complying with them accordingly.
- The SNS/Immunization Unit:

- Supports management and distribution of vaccines, if available, to LHDs as described in the SNS Plan (Annex F, Attachment E, Tab E-3).
- Prepares to receive and distribute assets from the SNS, vendor-managed inventory, or normal channels.
- Prepares and delivers educational materials for vaccination providers.
- Tracks the delivery of vaccine.
- Monitors vaccine adverse events.
- Develops and distributes vaccination guidelines.
- The SNS/Antiviral Distribution Unit:
  - Supports management and distribution of antiviral medications.
  - Tracks the delivery of medications from receipt, stage, and storage (RSS) to county dispensing sites.
  - Collects data, monitors use, and tracks adverse events.
  - Develops and distributes treatment and prophylaxis guidelines.
  - Helps broker re-distribution of antivirals among dispensing sites, if needed.

### **Severe Scenario**

In addition to the responsibilities in a Moderate Scenario, OPHD will also provide recommendations for:

- Slowing the spread of influenza through broad medical and community containment strategies.
- Canceling classes for pre-kindergarten to university.
- Dispensing antiviral medications to ill.
- Facilitating establishment of altered standards of care.
- Facilitating arrangement of security for medical facilities.
- Prioritizing support for CI/KR assets.

### **Recovery**

- Restock emergency supplies and equipment.
- Continue surveillance efforts.
- Rescind social distancing orders as needed.
- Review events and update/modify plans as needed.
- Assess impact on CI/KR assets and their possible resiliency to additional outbreaks.

## **5.3 Local Health Departments**

Oregon's public health system relies on the authority and responsibility of LHDs for public health preparedness and response. OPHD will lead and coordinate the influenza pandemic response in collaboration with LHDs. The LHDs are responsible for the following tasks:

**Prepare**

- Assess preparedness status and identify actions needed to fill gaps.
- Collaborate with state, regional, tribal, and local partners to respond to influenza pandemic alert.
- Assess capacity of medical and emergency response systems to meet expected needs during a influenza pandemic.
- Implement strategies and disseminate materials to support an influenza pandemic response and to promote public trust and decrease fear and anxiety.

**Respond**

- Provide disease surveillance and community education in collaboration with OPHD.
- Coordinate the dispensing of antivirals and vaccines to the public.
- Facilitate response among all local involved parties (e.g., government officials, emergency responders, health experts, businesses, and the public).
- Work with other governmental agencies to implement community control measures.
- Coordinate medical volunteers.
- Collaborate with healthcare providers to provide information about access to healthcare.
- When LHDs need additional resources, they will contact the state Emergency Coordination Center (ECC) through their county EOC.

**Recover**

- Assess resources and authorities that may be needed for subsequent influenza pandemic waves.
- Work with the State to estimate overall influenza pandemic health impacts including mortality and severe morbidity.
- Assess effectiveness of response efforts during prior influenza pandemic phases and revise plans, as needed.
- Communicate with healthcare providers, the media, and the public about the likelihood of subsequent waves of pandemic influenza.

## 5.4 Hospitals and Health Care Systems

Hospitals and healthcare systems are expected to develop plans for pandemic influenza that describe how the organization will perform the following tasks:

- Handle surge capacity and business continuity.
- Fulfill proposed disease reporting requirements, using automated methods whenever possible.
- Request assistance from government agencies when needed.
- Deliver state-controlled antiviral drugs to hospitalized influenza patients, ill employees, and certain outpatients who seek care at the hospital.
- Ensure that employees in high priority groups receive vaccine, as available.

## 6 VULNERABLE POPULATIONS

Pandemic influenza may adversely impact persons who have special needs or live in institutions such as, assisted-living facilities, group homes, and jails. Additional planning efforts by these institutions will be necessary. The characteristics of the influenza outbreak may also require additional preparedness and response actions for certain segments of the population. These issues will be considered as the epidemiology of the influenza pandemic is clarified. For more details, see ASTHO (2008) and FEMA (2008).

## 7 PLAN MAINTENANCE

This plan will be reviewed annually in October, prior to the start of the influenza season. It will also be reviewed and revised, as needed after emergency exercises, organizational change, or revisions in the federal guidance, or every two years at a minimum.

## 8 TRAINING AND EXERCISES

The state strategic training plan identifies topics that are important to pandemic influenza response including epidemiology surge capacity, crisis and emergency risk communications, Laboratory Response Network, public health law, etc. The complex nature of pandemic influenza planning requires a series of on-going exercises to maintain proper readiness. Pandemic influenza response exercises have been incorporated into the public health emergency exercise program.

The training schedule and materials are located on the Oregon HAN website ([www.oregonhan.org](http://www.oregonhan.org)). Training materials can also be requested by contacting PHEP.

## 9 WEB SITES

The links in this section were correct as of October 2008.

### **World Health Organization (WHO)**

Pandemic alert and response Web site: [www.who.int/csr/](http://www.who.int/csr/)

### **Centers for Disease Control and Prevention (CDC)**

Influenza Web site: [www.cdc.gov/flu/](http://www.cdc.gov/flu/)

Strategic National Stockpile: [www.bt.cdc.gov/stockpile](http://www.bt.cdc.gov/stockpile)

### **U.S. Department of Health and Human Services (HHS)**

Pandemic and avian flu Web site: [www.pandemicflu.gov/](http://www.pandemicflu.gov/)

Pandemic Influenza Plan (2005): [www.hhs.gov/pandemicflu/plan/](http://www.hhs.gov/pandemicflu/plan/)

### **State of Oregon**

Oregon Emergency Management Plan:

<http://www.cste.org/specialprojects/Influenzaplans/OregonPandemicFlu2005.pdf>

CD Summary: [www.oregon.gov/DHS/ph/cdsummary/2005/ohd5426.pdf](http://www.oregon.gov/DHS/ph/cdsummary/2005/ohd5426.pdf)

Oregon Revised Statutes: [www.leg.state.or.us/ors/](http://www.leg.state.or.us/ors/)

Oregon Administrative Rules: [arcweb.sos.state.or.us/banners/rules.htm](http://arcweb.sos.state.or.us/banners/rules.htm)

### **Oregon Department of Human Services (DHS)**

Oregon Pandemic Influenza Plan:

<http://www.oregon.gov/DHS/ph/acd/flu/oregonfluplan.pdf>

Oregon Health Alert Network: <https://www.oregonhan.org>

(Note that the HAN Web site requires a user account and password.)

## **10 REFERENCES**

1. ASTHO, "At-Risk Populations and Pandemic Influenza: Planning Guidance for State, Territorial, Tribal, and Local Health Departments – DRAFT," October 2008.
2. Centers for Disease Control and Prevention, "Interim Pre-pandemic Guidance: Community Strategy for Pandemic Influenza," February, 2007.
3. FEMA, "Interim Emergency Management Planning Guide for Special Needs Populations," Version 1.0, August 15, 2008.
4. Germann, T.C., et al., "Mitigation Strategies for Pandemic Influenza in the United States," *PNAS* 130(15), 5935, 2006.
5. Haber, M.J., et al., "Effectiveness of Interventions to Reduce Contact Rates during a Simulated Influenza Pandemic," *Journal of Emerging Infectious Diseases* 13(4), 581, 2007. Available from <http://www.cdc.gov/EID/content/13/4/581.htm>
6. Harper, S.A., Fukuda, K., Uyeki, T.M., et al. 2005. Prevention and Control of Influenza, Recommendations of the Advisory Committee on Immunization Practices (ACIP). *MMWR*, 54 (early release), 1-40. Accessed on 4/24/08 at <http://www.cdc.gov/MMWR/PREVIEW/MMWRHTML/rr54e713a1.htm>.
7. Hodgkinson, D. "Air Transport and Pandemic Influenza," Research Note. Downloaded from <http://www.hodgkinsongroup.com/documents/Hodgkinson.Pandemic%20Influenza.pdf>.
8. Jefferson, T., Demicheli, V., Rivetti, D., Jones, M., DiPietrantonji, C., and Rivett, A., 2006. Antivirals for influenza in healthy adults: systematic review. *Lancet*, 367, 303-313.
9. Kaiser, L., Wat, C., Mills, T., Mahoney, P., Ward, P., and Hayden, F., 2003. Impact of oseltamivir treatment on influenza-related lower respiratory tract complications and hospitalizations. *Arch Intern Med*, 163, 1667-1672.

10. Markel, H., et al., "Nonpharmaceutical Interventions Implemented by US Cities during the 1918-1919 Influenza Pandemic," *JAMA* 298(6), 644, 2007.
11. McGeer, A., Green K.A., Plevneshi, A. et al. 2007. Antiviral therapy outcomes of influenza requiring hospitalization in Ontario, Canada. *Clinical Infectious Diseases*, 45 (15 December), 1568-1575.
12. Olson, D.R. & Heffernan, R.T., "Surveillance Triggers for Community-Based Mitigation of Pandemic Influenza," *Advances in Disease Surveillance* 4, 182, 2007.
13. Stiver, G. 2003. The treatment of influenza with antiviral drugs. *CMAJ*, 168 (1), 49-57.
14. World Health Organization, "Nonpharmaceutical Interventions for Pandemic Influenza, National and Community Measures," *Emerging Infectious Diseases* 12(1), 88, 2006.

## 11 ACRONYMS AND GLOSSARY

### 11.1 List of Acronyms

ACD	Acute and Communicable Disease
ACDP	Acute and Communicable Disease Program
AOC	Agency Operations Center
CDC	Centers for Disease Control and Prevention
CI/KR	Critical Infrastructure/Key Resources
DHHS	U.S. Department of Health and Human Services
DHS	Department of Human Services
ECC	Emergency Communications Center
EOC	Emergency Operations Center
ESF	Emergency Support Function
HAN	Health Alert Network
ICS	Incident Command System
ILI	Influenza-like illness
LHD	Local Health Department
MAG	Medical Advisory Group
NIMS	National Incident Management System
OPHD	Oregon Public Health Division

OSPHL	Oregon State Public Health Laboratory
PHEP	Public Health Emergency Preparedness Program
PICC	Pandemic Influenza Coordinating Committee
PIO	Public Information Officer
PPE	Personal protective equipment
SNS	Strategic National Stockpile
WHO	World Health Organization

## 11.2 Glossary

**Antiviral drug.** A medication that destroys or inhibits the growth and reproduction of viruses.

**Case fatality ratio.** The percent of those infected who die.

**CDC Stages.** A series of numbers, 0-5, which describe the spread of an influenza pandemic within the United States.

**Community containment.** The use of measures to limit the spread of contagious diseases by limiting contact between people who could be contagious to others. Canceling K-12 classes is one example.

**Epidemiology.** The study of the distribution and determinants of disease in populations and the application of this to the control of health problems.

**Influenza A.** A virus causing annual outbreaks of respiratory illness. Human influenza is classified as type “A” or type “B.” Type A is also found in other animals.

**Influenza-like illness (ILI).** The presence of fever equal to or greater than 100.0° F with a cough or sore throat.

**Isolation.** The restriction of movement of people having or suspected of having a communicable disease.

**Laboratory Response Network.** An integrated network of local, state, federal, military and international laboratories organized by the CDC.

**Novel influenza virus.** An influenza virus subtype not previously or typically found in humans.

**Pandemic.** A global outbreak of a disease. In this document, “pandemic” refers specifically to an outbreak of influenza.

**Quarantine.** The restriction of movement of people who are believed to have been in contact with someone contagious.

**SNS.** A federal cache of medical supplies and equipment used during emergencies and disasters.

**Subtype.** Identification of Influenza A viruses according to the hemagglutinin (H) and neuraminidase (N) components of the virus, such as H3N2 or H5N1.

**Surveillance.** The collection, analysis, and dissemination of data about a disease.

**Vaccine.** A preparation that is administered to produce or artificially trigger immunity to a particular disease.

**Vaccine adverse event.** Possible side effects that occur after a person has received a vaccine.

**WHO Phases.** A series of numbers, 1-6, that describes the emergence and spread of an influenza pandemic around the world.

## 12 RECORD OF CHANGES

Date	Summary of Change
03/30/06	Initial release.
11/01/06	Added tabs to all attachments; small edits in preparation for a full-scale exercise.
12/8/08	Biannual review and revision; major revision to base plan and additions to antivirals and community mitigation.

## 13 TABS

Tab Number	Title	Status	Anticipated completion date
2-B-1	Public Health Communications	Completed	
2-B-2	Surveillance	Completed/revised	
2-B-3	Laboratory Diagnostics	Completed	
2-B-4	Health Care Planning	In process	
2-B-5	Vaccine Distribution and Use	Completed/revised	
2-B-6	Antiviral Drug Distribution and Use	Completed	
2-B-7	Community Disease Control and Prevention (CDC)	Completed	
2-B-8	Infection Control	Completed	
2-B-9	Clinical Guidelines	Completed	

# **TAB 2-B-1**

## **PUBLIC HEALTH COMMUNICATIONS**

## **TAB 2-B-1**

# **PUBLIC HEALTH COMMUNICATIONS**

Timely, accurate, consistent and seamless communication with the public and among the various partners who will play a role in responding to a pandemic influenza outbreak is essential to protecting the lives of Oregon's citizens by ensuring that they have the information they need to protect themselves and their families. The public information response to a health emergency or disease outbreak is described in more detail in the Health and Medical annex of the Oregon Emergency Management Plan (See *Annex F, Attachment C, Public Information and Risk Communications* and *Hazard Appendix 2, Acute and Communicable Disease Emergency Response Plan, SOP on Communication About Outbreaks or Individual Cases of Public Health Importance*). Activities may be accelerated depending on the features of the outbreak and the level of public anxiety.

An evolving communicable disease outbreak, such as pandemic influenza, may require a variety of measures in an attempt to contain the spread of the disease. Public trust is essential to containing the spread of disease and requires clear communication that addresses people's fears and concerns, answers their questions, and provides guidance on protective actions they can take.

Understanding public perception and providing the right information at the right time can have a significant impact on maximizing public cooperation with response and recovery activities, avoiding misallocation or wasting of limited resources, and restoring normalcy.

## **Assumptions**

- The Centers for Disease Prevention and Control (CDC) will maintain a national central information clearinghouse accessible on the Internet and will develop generic guidelines and information templates that can be modified and adapted as needed at the state and local levels, including fact sheets and questions and answers on influenza, influenza vaccine and antiviral agents.
- The CDC and the Oregon Public Health Division (OPHD) will assist in providing strategies and guidelines for interacting with the media and communicating effectively with the public health and medical communities and the general public.
- OPHD will maintain a central information clearinghouse accessible on the Health Alert Network Web site and will develop Oregon-specific informational materials that can be modified and adapted as needed at the local level.
- Local health departments (LHDs) will provide localized communications resources during all phases of a pandemic disease outbreak. These resources are outlined in the all-hazards standard operating procedures for public health emergency preparedness, response and recovery (SOPs C.1, C.2 and C.3).
- The Oregon DHS offices that will be responsible for public health communications include the Public Information Coordination section of the DHS Public Health

Emergency Preparedness program, DHS Office of Public Affairs, and the Office of Disease Prevention and Epidemiology.

- Primary spokespeople during all phases of a pandemic will include the State Public Health Director, State Public Health Officer, State Epidemiologist and Manager of the Acute and Communicable Disease Program.
- Secondary spokespersons will include the directors of the Immunization and Public Health Emergency Preparedness programs and the State Pandemic Influenza planning manager.

While much of the response to pandemic flu would be similar to other communicable respiratory diseases, some characteristics will create unique challenges for providing public information, including:

- Because the public health response to influenza will be prolonged, it will be necessary to explore creative solutions for keeping people informed and engaged throughout the pandemic.
- Because vaccine is unlikely to be available early in the pandemic, public health messages will need to focus on more traditional disease prevention strategies and community mitigation measures.

## Objectives

- Encourage and maintain coordination of information and consistent public messaging with key partners and stakeholders.
- Provide public health and health care partners with information they can share with their clients and patients.
- Keep key decision makers and partners informed regarding the status and progression of the disease, public health response activities, and any changes in issues.
- Target specific internal and external audiences, including those with special information needs.
- Advise the public and news media on the imposition of public health measures to control the spread of disease.
- Provide information to lessen the unnecessary health and economic impacts of disease on the state
- Assist in the public information aspects of behavioral health support activities

## Summary of Activities by Pandemic Period

This section summarizes communication activities during each phase of preparedness, response and recovery, referenced by pandemic phase. For a complete list of activities, see Tab 2-B-1.1, *Communications Checklist by Pandemic Phase*. For a definition of the pandemic phases, see Table 2 in section 3.3.1, *International and National Terminology*. Many of the activities described in Annex F, Attachment F, *Behavioral Health* overlap with other communication activities and are not repeated here.

## **Prepare**

### **(Interpandemic/Early Pandemic Alert, Phases 1-3)**

- Ensure that appropriate policies, procedures and mechanisms are in place for a coordinated public information response at the federal, state, tribal, and local levels. Messages at this phase will focus on preparedness activities for state and local public health, tribal health staff, hospitals, businesses, individuals and families, community organizations and schools and other governmental and critical infrastructure partners.
- Prepare communication and educational materials about pandemic flu for distribution to health care providers, other emergency responders, the media, and the public (see Tab 2-B-1.6 for public fact sheets).
- Participate in communication planning and exercises.

## **Respond**

### **(Pandemic Alert and Standby, Phases 4-5)**

- Notify tribal and local health departments and hospitals of the pandemic alert phase.
- Activate the Joint Information System.
- Prepare fact sheets on the emergent novel influenza virus and methods of diagnosis.

### **(Pandemic, Phase 6)**

- Activate the Public Health Joint Information Center at a level consistent with the proximity of outbreaks to Oregon communities.
- Increase information flow to tribal and local health departments, medical providers and other partners and stakeholders.
- Focus messages on infection control measures, the numbers of new cases or deaths, and the availability and prioritization of treatment.

## **Recover**

### **(Post-pandemic)**

- Collaborate with education partners to develop and disseminate messages, and provide State Public Health spokespeople for the reopening of schools/reconvening of students, including media releases and briefings, letters to local education agencies, etc.
- Collaborate with transportation partners to develop and disseminate messages and provide State Public Health spokespeople to advise the public regarding the safety of public transportation.

- Deactivate the Joint Information System when the Agency Operations Center has suspended operations and ended the Incident Command System.
- Evaluate the public information response and incorporate needed changes into plans.

## Active Issues

Issue	Recommendation	Anticipated Completion
Public Information Hotline and Communications Surge Capacity	Evaluate communication surge capacity within state and local government; identify and train additional staff to serve in a public health Joint Information Center (JIC)	On-going
Telephone surge capacity in the Portland State Office Building	Redraft standard operating procedures, train call takers (included in public information surge capacity, above) and conduct drills for a hotline of 12 incoming lines	?
Efficient Web-posting of rapidly changing health information	No viable solution for this issue has been identified.	?

## Subtabs

Tab Number	Tab Title	Status	Anticipated Completion Date
2-B-1.1	Communications Checklist by Pandemic Phase	Completed	
2-B-1.2	Communication Planning Tools	Completed	
2-B-1.3	Influenza Talking Points	Completed	
2-B-1.4	Normal Influenza Season Messages	Completed	
2-B-1.5	Avian and Pandemic Influenza FAQs	Completed	
2-B-1.6	Fact Sheets	Completed	
2-B-1.7	Influenza Vaccination Adverse Event Communication Plan	Completed	

# **SUBTAB 2-B-1.1**

## **COMMUNICATIONS CHECKLIST BY PANDEMIC PHASE**

## Pandemic Influenza Public Health Communications Activities Checklist by Pandemic Phase

### *Prepare*

#### *Interpandemic Period*

##### *Phases 1 & 2*

During the Interpandemic phase, state and local public health's responsibility is to:

- Assess and monitor readiness to meet communications needs in preparation for an influenza pandemic, including regular review and update of communications plans.
- Evaluate and address gaps in relationships with key government/jurisdictional and private partners.
- Identify key internal and external partners and stakeholders, establish effective relationships and channels of communication, and conduct collaborative planning to help ensure a coordinated response.
- Establish appropriate policies, procedures and mechanisms for joint public information planning.
- Develop agreements and establish the protocols for communicating official information.
- Create and maintain current and consistent messages and information for the news media, the public, health care workers and other emergency response partners.
- Establish expedited procedures for reviewing and approving pandemic influenza-related messages and materials.
- Review, establish procedures and test technology for disseminating information through a broad array of channels, including the use of networks, Web sites, broadcast fax, e-mail list servers, mass mailings, etc.
- Plan and coordinate emergency communication activities with private industry, education, and nonprofit partners (e.g., local American Red Cross chapters).
- Develop materials and channels for disseminating information to schools, major employers, day care centers, senior care facilities and populations for whom English is not their primary language.
- Identify and train lead subject-specific spokespersons.
- Provide public health communications staff with training on risk communications for use during an influenza pandemic.
- Develop and maintain up-to-date communications contacts.
- Participate in exercises and other collaborative preparations to assess readiness.
- Develop a plan for addressing rumors and false reports regarding pandemic influenza threats.
- Confirm any contingency contracts or memoranda of understanding needed for communications resources during a pandemic, such as translation and interpretation services, radio advertising, emergency printing, public opinion research, public awareness/prevention campaigns, etc.
- Assess preparedness, address gaps and provide necessary training and other resources.
- Continue routine dissemination of influenza information through the following channels:

- News Media
- CD Summary
- Monthly CD disease surveillance report.
- DHS ACDP web site  
<http://oregon.gov/DHS/ph/acd/flu/panflu.shtml>
- Develop communication materials for health care workers and other emergency response partners, the media, and the public about:
  - Basic medical treatment
  - Access to care
  - Prevention strategies and infection control practices
  - Isolation and quarantine
  - Vaccine availability and prioritization in settings of no, moderate, and severe shortages
  - Appropriate use of antiviral medications
- Develop educational materials for health professionals for reporting adverse events for influenza antiviral medications and vaccine using:
  - MedWatch for antiviral meds
  - VAERS for vaccines
- Continue to develop policies, procedures and mechanisms for providing public information before, during and after a pandemic influenza outbreak, as described in detail in *Annex F, Attachment C, Public Information and Risk Communications SOP C.1 Preparedness (Pre-Emergency) Communications*, and *Appendix 2, Acute and Communicable Disease Emergency Response Plan, SOP on Communication About Outbreaks or Individual Cases of Public Health Importance*.
- Enhance existing partnerships to identify at-risk, hard-to-reach individuals and define the communication infrastructure needed to ensure vaccination of these populations (homebound, homeless, poor, uninsured, immigrants or isolated groups).
- Develop a plan to ensure communication around access to vaccination/ treatment for high-risk/low-access populations – (homeless, homebound, undocumented aliens, etc.).
- Establish and maintain a Web site with current information.
- Prepare contingency plans to manage increased media demands.
- Identify and provide information on ways for people to access help, such as hotlines, psychological resources, etc.
- Develop plans for dealing with the psychosocial aspects of a pandemic influenza outbreak (see *Annex F, Attachment F, Behavioral Health*).

### ***Pandemic Alert Period***

#### ***Phase 3***

- Continue preparatory activities as described in detail in *Annex F, Attachment C, Public Information and Risk Communications SOP C.1 Preparedness (Pre-Emergency) Communications*, and *Appendix 2, Acute and Communicable Disease Emergency Response Plan, SOP on Communication About Outbreaks or Individual Cases of Public Health Importance*.

- Public Health Preparedness and Acute and Communicable Disease will assemble fact sheets for health care professionals about an emergent novel virus and methods for diagnosis, including viral isolation.
- Notify local health departments, infection control professionals, Senior & Disabled Services Division, Indian Health Service, and other relevant health care professionals and associations of the Novel Virus Alert status through the Health Alert Network, and DHS Web site postings.
- Ensure local health departments have plans and mechanisms in place to conduct outreach to community partners to promote social distancing, including public transportation, operators of large venues for sporting events and other activities, businesses, education, faith-based communities, those who provide services to vulnerable populations, critical infrastructure partners and others who have been identified as playing a role in a pandemic.
- The Public Health Preparedness program will notify the Oregon Office of Emergency Management, other pertinent government officials and state legislators of the Novel Virus Alert Phase and potential need for additional resources.
- Conduct tests of the health care provider broadcast fax emergency notification system no less than twice a year.
- Exercise Joint Information System and Joint Information Center protocols at least twice each year.
- Notify Oregon Association of Hospitals and Healthcare Systems of the Novel Virus Alert.
- Update partners and stakeholders as additional information is obtained on vaccine/antiviral availability.
- Notify Oregon Nurses Association and Oregon Medical Association to identify health care workers willing to provide care and administer vaccine in a pandemic influenza setting (see *Annex F, Attachment D, Internal and Partner Communications, SOP D.10, Using the Oregon Health Care Volunteer System*).
- Notify local health departments to activate their behavioral health plans and mental health and social work support networks for influenza patients, their families, and those psychologically affected by the pandemic.
- Ensure state employees, local health departments and media are updated.
- Conduct community education and preparedness campaigns and disseminate preparedness messages to the public, including populations with special information needs, those who are vulnerable and those for whom English is a second language (see *Annex F, Attachment C, SOP C.12, Communicating with People with Limited English Proficiency, and SOP C.13, Translating Critical News Releases*).
- Local health departments will notify clinicians, media, and other key stakeholders in their jurisdictions of the Novel Virus Alert Status.
- Cooperate in strategies to inform travelers regarding pandemic influenza.
- Activate plans for disseminating information to schools, major employers, day care centers, senior care facilities and populations for whom English is not their primary language.
- Activate plans for dealing with the psychosocial aspects of a pandemic influenza outbreak (see *Annex F, Attachment F, Behavioral Health*).

- Provide educational information for the business community and engage them in pandemic influenza continuity planning.

***Respond***

***Pandemic Alert and Standby Period, Phases 4 & 5***

- Ensure local health department and hospital public information officers are notified regarding the Pandemic Alert phase.
- Provide reliable influenza information and convey the state's pandemic plan to all state employees.
- Activate the Joint Information System (see *Annex F, Attachment C, Public Information and Risk Communications SOP C.4, Joint Information System/Center Operations*), including use of the Virtual Joint Information Center on the Health Alert Network Web site (see *SOP C.14, Using the Virtual JIC on the Health Alert Network*), and use of the broadcast fax notification system for health care providers (see *Annex F, Attachment D, Internal and Partner Communications, SOP D.9, Using the Broadcast Fax System*).
- Public information will include travel alerts, guidelines on limiting the spread of the disease, and information about when and where to obtain medical care.
- Distribute informational materials to workplaces and the community at large explaining recommended personal protective actions and the rationale and steps to take regarding social distancing.
- Disseminate guidance to local health departments to share with community businesses and organizations for canceling large public gatherings.
- Distribute informational materials to businesses to encourage ill employees to stay home and identify ill individuals in the workplace (including guidance regarding who needs to be sent home or for treatment and where they should go).
- Advise travelers and airlines operating between Oregon and endemic areas about heightened disease surveillance and disease containment measures.
- Advise public safety answering points (911 centers) regarding public messaging and sources of credible information.
- Notify local health departments, infection control professionals, Senior & Disabled Services Division, Indian Health Service, and other relevant health care professionals of the Pandemic Alert status through the Health Alert Network and Web postings. (refer to *Attachment C, Public Information and Risk Communications SOP C.2, Response (Emergency) Communications, and Attachment D, Internal and Partner Communications, SOP D.4, Using the HAN Alerting System; SOP D.5, Sending HAN ORCD Alerts; and SOP D.9, Using the Broadcast Fax System*). Include information on:
  - Geographic area of origin of potential cases
  - Clinical symptoms
  - Diagnosis, treatment, and prophylaxis
- Use HAN alerts to advise hospitals and other treatment facilities to recommend patients with influenza-like illness remain at home.
- Conduct research to determine public perceptions regarding the novel strain of influenza, and use the information gathered to develop key messages.

- Research and replicate best communications practices in areas where the new influenza strain has emerged.
- Activate and publicize the disease information hotline and Web site, including pre-recorded messages in multiple languages (see *Attachment C, Public Information and Risk Communications SOP C.6, Telephone Surge Capacities*).
- Ensure local health departments have plans in place for rapid remote identification of possible cases through hotline intake forms.
- Continue preparatory activities as described in detail in *Attachment C, Public Information and Risk Communications SOPs C.1 Prepare (Pre-Emergency) Communications and C.2 Response (Emergency) Communications*.

### ***Pandemic Period, Phase 6***

- Maintain operation of the Joint Information System and prepare to activate the Joint Information Center if needed (see *Attachment C, Public Information and Risk Communications, SOP C.4, Joint Information System/Center Operations Plan, and SOP C.14, Using the Virtual JIC on the Health Alert Network*).
- If cases have been confirmed in Oregon or neighboring states and public anxiety warrants, or if the State Emergency Coordination Center or Agency Operations Center has been activated, consider activation of the Joint Information Center (see *Attachment C, Public Information and Risk Communications, SOP C.4, Joint Information System/Center Operations Plan*).
- Notify local health departments, infection control professionals, Senior & Disabled Services Division, Indian Health Service, and other relevant health care professionals of the Pandemic Imminent status through the Health Alert Network, broadcast fax system, and Web postings (see *Attachment C, Public Information and Risk Communications SOP C.2, Response (Emergency) Communications, and Attachment D, Internal and Partner Communications, SOP D.4, Using the HAN Alerting System; SOP D.5, Sending HAN ORCD Alerts; and SOP D.9, Using the Broadcast Fax System*). Include information on:
  - Geographic area of origin of potential cases
  - Clinical symptoms
  - Criteria for diagnosis, treatment, and prophylaxis
  - Triage protocols to identify critically ill patients
  - Epidemiological characteristics
  - Infection control measures recommended by CDC
  - Protective actions and personal protective equipment for responding staff.
- Use HAN alerts to advise hospitals and other treatment facilities to recommend patients with influenza-like illness remain at home.
- Notify news media of Pandemic Imminent status through a media briefing or advisory.
- Distribute informational materials to workplaces and the community at large explaining recommended personal protective actions and the rationale and steps to take regarding social distancing.
- Disseminate guidance to local health departments to share with community businesses and organizations for canceling large public gatherings.

- Distribute informational materials to businesses to encourage ill employees to stay home and identify ill individuals in the workplace (including guidance regarding who needs to be sent home or for treatment and where they should go).
- Use the news media and other dissemination channels to recommend that people with influenza-like illness remain at home, and to request voluntary household quarantine of family members if there is a sick person at home, including how long to stay home and how to protect other people if someone must venture out.
- Use the news media and other dissemination channels to publicize self-registration of people with influenza-like illness on the Web-based surveillance system or recorded phone line.
- Use the news media, alerts to travel agencies and any existing channels at Oregon airports to advise travelers and airlines operating between Oregon and endemic areas about heightened disease surveillance and disease containment measures.
- Activate telephone surge plan, including the use of live call takers and scale as needed (see *Attachment C, Public Information and Risk Communications SOP C.6, Telephone Surge Capacities*).
- Log all calls and news media coverage and analyze for trends in concerns and questions and use this information to update frequently asked questions and talking points.
- Ensure public safety answering points (911 and 211 operators) have the information they need to screen and refer callers to appropriate sources of credible information or triage and treatment centers, and to collect surveillance data, as appropriate.
- Notify business, government, transportation and other critical infrastructure partners and advise regarding worker safety, employee health monitoring, use of personal protective equipment, and protective action training. See *Attachment C, Public Information and Risk Communications SOP C.5 SmartBook, including contact databases for Community Transit Options, Transportation Partners and Major Businesses*.
- Issue transportation travel advisories, including discouraging non-essential travel to affected regions and how to safely ride public transportation during an outbreak. This could include bus placards or other means to display or disseminate alert levels and situational reports to the public when using transportation systems.
- Issue public service announcements and initiate public safety campaigns regarding how to limit the spread of the virus by frequently washing hands, using hand sanitizers and face masks, and avoiding close contact with other people.
- Obtain and track information daily on the numbers and location of newly hospitalized cases, newly quarantined persons, and hospitals with pandemic influenza cases.
- Use daily statistical information (cited in previous bullet) to determine priorities among community outreach and education efforts and to prepare updates for the news media, partners, stakeholders and the general public.
- Update partners and stakeholders as additional information is obtained on:
  - New cases
  - Quarantine orders
  - Vaccine/antiviral availability
  - Prioritized distribution plan
  - Disease prevention and community mitigation measures.

- Frequently update the news media and the public on infection control and transmission measures.
- Collaborate with education partners to disseminate information regarding cancellation of classes and other mitigation measures in schools and day care centers.
- Advise the public and news media on the imposition of community control measures (such as school and day care closures, transportation and travel advisories, cancellation of community events, voluntary or mandatory quarantine or isolation) following federal recommendations.
- Continue to publicize the disease information hotline and Web site (see *Attachment C, Public Information and Risk Communications SOP C.6, Telephone Surge Capacities*).
- Continually monitor news media coverage and initiate media call outs or other strategies to quickly address harmful rumors, misinformation, stigmatization issues, or unrealistic expectations of public health or health care response activities.
- Maintain scheduled access for news media to pandemic subject matter experts and spokespeople.
- Continue activities as described in detail in *Attachment C, Public Information and Risk Communications SOPs C.1 Prepare (Pre-Emergency) Communications and C.2 Response (Emergency) Communications*.

### ***Recovery***

#### ***Post-pandemic Period***

- Follow-up with the news media and use other communication channels to make sure people are aware that the pandemic has ended.
- Provide information and guidance to businesses, workplaces and large venues regarding recovery/reopening of activities that were curtailed or closed during the pandemic.
- Follow-up with public messages regarding reconvening students, letting people know it's safe to ride mass transit, attend large social gatherings, etc.
- Deactivate Joint Information System and Center and participate in After-Action Report.
- Conduct research to formally evaluate the public information program, based on the stated objectives.
- Convene a team to analyze the research and make recommendations for future communicable disease outbreaks or other public health emergencies.
- Incorporate recommendations into relevant planning documents.

# **SUBTAB 2-B-1.2**

## **COMMUNICATION PLANNING TOOLS**

## Influenza Communication Planning Audiences and Tools

	A	B	C	D	E	F	G	H	I	J	K	L	M	N	O	P	Q
		Fact Sheets	Key Messages	Talking Points	Media Releases	E-mail Updates	FAQs	Posters	Flyers	Meetings	HAN Messages	ORCD Alerts	HAN Website	DHS Website	Conference Calls	CD Summary	Periodic Briefings
1																	
2	<b>DHS Executive Staff</b>	X	X	X	X	X	X										X
3	<b>Governor's Office</b>	X	X	X	X		X										X
4	<b>Legislators</b>	X		X	X	X	X										
5	<b>Congressional Leaders</b>	X		X	X	X	X										
6	<b>ESF-8 Advisory Group</b>	X	X	X	X	X	X			X			X				X
7	<b>CLHO PHEP Leadership Group</b>	X	X	X	X	X	X			X			X				X
8	<b>Local Health Departments</b>	X	X	X	X	X	X				X		X		X		X
9	<b>Hospitals</b>	X			X	X	X				X	X	X				X
10	<b>Clinicians</b>	X					X					X					X
11	<b>Health Care Professional Associations and Licensing Boards</b>	X					X					X					X
12	Oregon Medical Association	X					X					X					X
13	Oregon Nurses Association	X					X					X					X
14	Oregon Pharmacy Association	X					X					X					X
15	Oregon Association of Hospitals	X					X					X					X
16	Association of Professionals in Infection Control	X					X					X					X
17	<b>Populations with Special Information Needs</b>	X			X	X	X							X			
18	Non-English Speaking	X			X	X	X							X			
19	Senior Citizens	X			X	X	X							X			
20	Native Americans	X			X	X	X							X			
21	First Responders	X			X	X	X	X	X					X			
22	Children	X			X	X	X	X	X					X			
23	<b>Major Employers</b>	X				X	X	X	X					X			
24	<b>Neighboring States</b>	X	X		X	X	X							X	X		
25	<b>Partner State Agencies</b>	X	X		X	X	X			X				X	X		X

## 2008-2009 Influenza Communication Planning Grid

Goal: To ensure timely and consistent communications regarding current and emerging influenza issues among partners, and with key stakeholders and the general public.					
Key Stakeholders	Objective(s)	Strategies	Tactics/Tools	Timeline	Who's Responsible?
Governor/Governor's Advisors and Communication Staff	Keep the Governor informed regarding the current influenza season, vaccine supplies, the international progression of Avian influenza, and pandemic planning, preparedness and response activities	Use a combination of communication tools to maintain on-going communication and coordination	Periodic briefings	As needed	Mike Skeels and Ann Snyder
			Share media releases	As needed	Ann Snyder
			Share key messages/talking points and FAQs	As needed	Ann Snyder
			Phone calls and messages	As needed	Mike Skeels and Ann Snyder
State Legislators	Keep the Legislature informed regarding the current influenza season, vaccine supplies, the international progression of Avian influenza, and pandemic planning, preparedness and response activities	Use a combination of tools to maintain on-going communication and coordination	Share key messages/talking points and FAQs	As needed	Katy King
			Forward related media releases	As appropriate	Katy King

## 2008-2009 Influenza Communication Planning Grid

Congressional Representatives	Keep Oregon's congressional delegation informed regarding the current influenza season, vaccine supplies, the international progression of Avian influenza, and pandemic planning, preparedness and response activities	Use a combination of tools to maintain on-going communication and coordination	Share key messages/talking points and FAQs	As needed	Katy King
			Forward related media releases	As appropriate	Katy King
Department of Human Services Executive Staff	Keep DHS Management informed regarding the current influenza season, vaccine supplies, the international progression of Avian influenza, and pandemic planning, preparedness and response activities	Use a combination of tools to maintain on-going communication and coordination	Regular e-mail updates	As needed	Mike Skeels and Ann Snyder
			Share key messages/talking points and FAQs	As needed	Ann Snyder
			Forward related media releases	As appropriate	Ann Snyder
ESF 8 Advisory Committee	Keep ESF 8 Advisory Group members informed regarding the current influenza season, vaccine supplies, the international progression of Avian influenza, and pandemic planning, preparedness and response activities	Use a combination of tools to maintain on-going communication and coordination	Regular e-mail updates and meetings	As appropriate	Paul Lewis and Mike Harryman

## 2008-2009 Influenza Communication Planning Grid

			Share key messages/talking points and FAQs	Weekly or as updated	Paul Lewis and Mike Harryman
			Forward related media releases	As appropriate	Paul Lewis and Mike Harryman
Public Health Emergency Preparedness Leadership Team (Including representatives of Conference of Local Health Officials)	Keep PHEPLT members informed regarding the current influenza season, vaccine supplies, the international progression of Avian influenza, and pandemic planning, preparedness and response activities	Provide regular updates on the progression of the disease around the state and vaccine supplies	Use monthly meetings, e-mail and conference calls	As needed	Jessica Guernsey and Mike Harryman
Local Health Departments	Keep LHDs informed regarding the current influenza season, vaccine supplies, the international progression of Avian influenza, and pandemic planning, preparedness and response activities	Provide regular updates on the progression of the disease and vaccine availability around the state	Monthly conference calls	1st Tuesday of each month	Randy Shaw and Beth Crane
			Local meetings and consultation	As scheduled	PHEP Liaisons
			Use Health Alert Network messages to provide information to key LHD staff	On-going	Kevin Cradock, Nick May, Paul Cieslak and Christie Holmgren
			Share key messages/talking points and FAQs	As appropriate	Christie Holmgren
			Forward related media releases	As appropriate	Christie Holmgren

## 2008-2009 Influenza Communication Planning Grid

	Full participation by all LHDs in Communication Program	Engage LHD PIOs in dissemination of public information by providing them with a variety of communication tools and sharing prepared educational and prevention materials and messages.	Distribute basic fact sheets, key messages, talking points, FAQs, etc. and post on HAN document library	As updated	Christie Holmgren and by subscription to public information folders on HAN
			LHD PIO Conference Calls	As needed	Christie Holmgren
			Use PIO listserv to send and share information	As appropriate	Christie Holmgren
			Forward related media releases	As appropriate	Christie Holmgren
Hospitals	Keep hospitals informed regarding the current influenza season, vaccine supplies, the international progression of Avian influenza, and pandemic planning, preparedness and response activities	Use a combination of tools to maintain on-going communication and coordination	Post information on HAN Web site and distribute messages through HRSA Regions	On-going	Jere High and Mike Swinhoe
			E-mail updates to Regional Coordinators	On-going	Jere High and Mike Swinhoe
			Use hospital PIO listserv to share media releases, fact sheets and other information	As appropriate	Christie Holmgren

## 2008-2009 Influenza Communication Planning Grid

Clinics/Primary Care Providers/Healthcare Workers	Keep these groups informed regarding the current influenza season, vaccine supplies, the international progression of Avian influenza, and pandemic planning, preparedness and response activities	Use a combination of tools to maintain on-going communication and coordination	ORCD-Alert and CD Summary	On-going	ACDP
			Fact sheets and FAQs	As appropriate	Christie Holmgren
			Sharing of information with healthcare professional associations and licensing boards	As appropriate	ACDP and Christie Holmgren
Partner State and Federal Agencies, including Departments of Agriculture, Departments of Fish and Wildlife, U.S. Food and Drug Administration, State Forestry, OSU Animal Health, OSU Extension and Commodities Commissions	Keep partner state and federal agencies informed regarding the current influenza season, vaccine supplies, the international progression of Avian influenza, and pandemic planning, preparedness and response activities	Use a combination of tools to maintain on-going communication and coordination	Periodic briefings, e-mail updates, media releases, etc.	On-going	Barb Progulske, Paul Lewis, Christie Holmgren and Bonnie Widerburg
	Maintain collaborative communication to support dual purpose messaging that raises awareness of the veterinary issues associated with Avian Influenza	Use a combination of tools to maintain on-going communication and coordination	Periodic briefings, e-mail updates, sharing of media releases, key messages, etc.	On-going	Barb Progulske, Christie Holmgren, Bonnie Widerburg and Patrick O'Neill

## 2008-2009 Influenza Communication Planning Grid

Office of Economic Development	Keep Office of Economic Development informed regarding the international progression of Avian influenza, potential economic impacts and pandemic planning, preparedness and response activities		Periodic briefings and forwarding of media releases	On-going	Ann Snyder to Governor's office and Governor's office to OED
News Media	Keep news media informed regarding the current influenza season, vaccine supplies, the international progression of Avian influenza, and pandemic planning, preparedness and response activities	Use a combination of tools to maintain on-going communication	Media releases, media briefings, Web site	On-going	Bonnie Widerburg, Patrick O'neill, Barb Progulske and Lorraine Duncan
General Public	Keep the public informed regarding the current influenza season, vaccine supplies, the international progression of Avian influenza, and pandemic planning, preparedness and response activities	Use a combination of tools to maintain on-going communication	News media and DHS Web site	On-going	Christie Holmgren, Bonnie Widerburg, Patrick O'neill, ACDP, Immunization Program, Hanna Swenson, Rocke Klockner and Leslie Byster
Special Populations	Keep populations that may have special information needs informed regarding the current influenza season, vaccine recommendations and availability and personal protective actions.	Use a combination of tools to maintain on-going communication	Develop special informational materials, as needed, for each audience	On-going	Christie Holmgren, Bonnie Widerburg, Patrick O'neill, Barb Progulske and Paul Lewis

## 2008-2009 Influenza Communication Planning Grid

Poultry Workers		Develop informational materials on disease prevention and safe handling procedures in conjunction with Oregon Department of Agriculture	Distribute informational materials through employers	On-going	Oregon Department of Agriculture and Barb Progulske
Non-English Speaking		Translate informational materials into the most common languages	Distribute through foreign language media, local health departments, DHS Field Offices and Web sites	As materials are developed and translated	Christie Holmgren, DHS Offices of Communications and Multicultural Affairs and DHS Field Offices
			Distribute through organizations and agencies that provide services to non-English speaking populations	As materials are developed and translated	Christie Holmgren, DHS Offices of Communications and Multicultural Affairs, DHS Field Offices and local health departments
Senior Citizens		Prepare appropriate materials for those in assisted living environments	Distribute through Area Agencies on Aging, senior citizen centers, retirement homes, long-term care, acute-care and skilled nursing facilities	On-going	Seniors and People with Disabilities Program, Lorraine Duncan, Mimi Luther, Martha Skiles, Christie Holmgren and Cary Greenwood
Native Americans		Use a combination of tools to maintain on-going communication and coordination	Periodic briefings, e-mail updates, media releases, etc.	On-going	DHS Indian Health Services and Carey Palm

## 2008-2009 Influenza Communication Planning Grid

First Responders	Keep first responders informed regarding the current influenza season, vaccine supplies, the international progression of Avian influenza, and pandemic planning, preparedness and response activities	Prepare appropriate materials for preventing the spread of disease among first responders	Distribute through state and local EMS, police and fire	As materials are developed	DHS EMS, Christie Holmgren, Bonnie Widerburg, Patrick O'Neill and Trish Neiworth
Children	Keep schools, childcare centers and parents informed regarding the current influenza season, vaccine supplies, the international progression of Avian influenza, and pandemic planning, preparedness and response activities	Prepare appropriate materials for preventing the spread of disease among small children	Distribute through childcare centers, schools and offices of pediatricians	As materials are developed	DHS Office of School-based Health Centers, Oregon Department of Education, Oregon Employment Department Childcare Division, Christie Holmgren, Bonnie Widerburg and Patrick O'Neill
Major Employers	Keep major employers informed regarding the current influenza season, vaccine supplies, the international progression of Avian influenza, and pandemic planning, preparedness and response activities	Prepare appropriate materials for preventing the spread of disease in the workplace.	Distribute through the DEQ's database of major Oregon employers, and business associations	As materials are developed	Christie Holmgren and Michael Kubler
Neighboring States	Keep neighboring states informed regarding Oregon's current influenza season, vaccine supplies, and pandemic planning, preparedness and response activities	Use a combination of tools to maintain on-going communication and coordination	Periodic briefings, e-mail updates, media releases, etc.	On-going	Christie Holmgren, Bonnie Widerburg and Patrick O'Neill

## 2008-2009 Influenza Communication Planning Grid

<p>Other Stakeholders and Partners, including FDA, Metro Parks and Greenspaces, Audubon Society, US Fish &amp; Wildlife Service, US Army Corps of Engineers, US Geological Survey, Oregon Veterinary Medicine Association, Oregon Zoo</p>	<p>Keep other stakeholders and partners informed regarding the international progression of Avian influenza, and pandemic planning, preparedness and response activities</p>	<p>In conjunction with other state agencies who have a role in responding to avian influenza, use a combination of tools to maintain on-going communication and coordination</p>	<p>Periodic briefings, e-mail updates, media releases, etc.</p>	<p>On-going</p>	<p>Oregon Department of Agriculture, Barb Progulske, Emilio DeBess, Christie Holmgren and Bonnie Widerburg</p>
---	--	--	---	-----------------	--

# **SUBTAB 2-B-1.3**

## **INFLUENZA TALKING POINTS**

## **Pandemic/Avian Flu Speaking Points 12-19-05**

- Continued reports of avian flu and the President's announcement of a plan for confronting pandemic flu have put these topics squarely in the spotlight.
- The terms pandemic flu and avian flu are being used interchangeably in much of the media coverage and it is important to make distinctions between the two.

### **Key Messages:**

- We believe that people who are well informed can make better decisions, and we are committed to providing information that addresses people's needs and concerns.
- At this point, we do not expect avian flu to appear any time soon, either in bird populations or in people.
- State and local public health professionals are experienced at detecting and controlling disease outbreaks.
- We have sound pandemic plans in place, but need to do more training and practicing for those who would be expected to respond.
- It is important that we prepare for a pandemic of any disease and not focus on only avian flu or any other single disease.
- Basic disease detection and control is the most useful preparation. Vaccines and medications may be of value in some, but not most cases.
- The Oregon Department of Agriculture, state and federal wildlife agencies, and state and local public health programs are coordinating avian flu surveillance efforts.

### **Avian Flu**

- Avian flu is a type of influenza that occurs naturally among birds. One strain of this virus, H5N1, was found in Asia in 1997 and recently spread to Europe. Some humans have contracted the illness, mostly through close contact with infected domesticated birds, such as poultry.
- This is a concern, because although only about 120 cases have been identified in humans, half of these have died.
- Avian flu is not currently transmissible from person-to-person but if the virus mutates to make this possible a pandemic could occur, because humans have little or no immunity to H5N1.
- There is currently no approved human vaccine against avian flu, although an experimental one is being tested.

- We don't recommend stockpiling Tamiflu or Relenza. Supplies need to be reserved for people at risk of complications from annual influenza. Nor is it clear it will work for new strains of influenza, and correct dosage is not known.
- State and federal agricultural agencies are conducting ongoing poultry surveillance for any sign of avian flu.
- Surveillance of migratory birds for avian flu is being conducted through state and federal wild-life agencies.
- There is no evidence that H5N1 influenza has spread to wild or domestic birds in North America.

### **Pandemic flu**

- A pandemic is the global occurrence of epidemic disease that occurs when a newer virulent influenza strain begins to spread in the human population.
- Flu pandemics are known to have occurred periodically in the past several hundred years. The 1918 “Spanish flu” was the 20<sup>th</sup> century’s largest pandemic and killed at least 500,000 people in the United States and up to 40 million worldwide. There were also smaller pandemics in 1957 and 1968. The “Asian flu” in 1957 caused 70,000 deaths, and the “Hong Kong flu” in 1968 caused 34,000 deaths in the US.
- A major pandemic would overwhelm public health and health care systems and create widespread social disruption.
- Detecting a pandemic relies on disease prevention, a core public health function that informs us when cases of a new disease arrive, how many people are sick or at risk of infection and where the disease is spreading.
- Lab testing is critical for identifying specific details of the pandemic disease. The Oregon State Public Health Laboratory is a key player with respect to testing specimens and forwarding them to the federal Centers for Disease Control and Prevention when necessary.
- At any time during a pandemic, the need for vaccine will likely exceed the supply. Because it takes 6 to 12 months to produce new vaccine, there would be little available at the start of the first pandemic wave.
- Antiviral drug supplies will be inadequate in the early stages of a pandemic.
- In a pandemic, the community systems we rely on--health care, schools, work, travel, church and social events--will be severely disrupted. Disease control will require individual and community action:

- Personal hygiene measures--washing hands frequently, covering coughs, staying home when ill, staying informed of the situation.
- Community measures--voluntary isolation of ill people, limiting illness to specific wards or hospitals, curtailing travel, canceling large events (basketball games, concerts, etc).

## **Pandemic planning**

- Our goal is to minimize illness and death in what would clearly be a crisis.
- Public health officials in the United States and around the globe are planning for pandemic flu. Oregon has a written plan but we still have work to do. For example:
  - Every county must have a plan that coordinates with the state plan, which must fit with the federal plan.
  - Because a major pandemic would quickly overwhelm public and private healthcare providers and hospitals, it is critical that we work together as we prepare.
  - We need to practice our plans so that all organizations that play a role are trained and ready. (A recent example is the statewide exercise to test how public health and private healthcare systems would work together to deliver federal medical supplies throughout Oregon in a major disease outbreak.)
  - A major component of our plan is effective communication among state and local public health, with health care providers and the public. (An example is our new "blast-fax" system that will allow us to get information to every health care provider in Oregon within two hours of a crisis.)
- Drug distribution will likely be a public health responsibility. Federal authorities are developing guidelines for how best to use drugs if they are in scarce supply (for example, should they be reserved for emergency responders, health care workers, public safety, etc.).
- The President's plan calls for spending billions on stockpiling vaccine, medications, developing new vaccine and the purchase of 20 million doses of a new avian vaccine that is in clinical trial. Also included is building up national reserves of antiviral medicines.
- We are very concerned that the President's plan sets aside only \$100 million total for state and local government across the country. A strong public health infrastructure is critical for detecting and controlling a pandemic.

**!DRAFT!**

## **Pandemic Flu Preparedness Talking Points**

### **Situation:**

The outbreak of highly pathogenic H5N1 avian influenza has prompted some people to think about the pandemic influenza outbreak of 1918 and to wonder whether Oregon is ready to deal with a similar outbreak today.

### **Key Messages:**

- To be prepared for the flu and all other public health threats, Oregon must have a strong public health system.
- Thanks, in part, to recent federal funding for public health preparedness planning, Oregon is in better shape than ever to deal with all sorts of public health emergencies.
- This funding has provided the resources to vastly improve state and local ability to identify, investigate and control outbreaks of infectious disease.
- State public health is working closely with local health departments, hospitals and healthcare facilities in every community in Oregon to assess our current ability to respond, identify gaps in preparedness, and ultimately ensure we have the capacity for a swift and coordinated response at all levels.

### **Supporting Information:**

- The Public Health section of the State of Oregon Emergency Plan contains a number of hazard- and disease-specific response plans, including pandemic influenza.
- State and local public health deal routinely with highly infectious disease outbreaks and have tools in place to investigate outbreaks and control the spread of disease.
- The Department of Human Services Health Services Acute and Communicable Disease Prevention (ACDP) has formed an Urgent Epidemiologic Response Team (UERT) to assist with outbreaks statewide. Just this year, UERT epidemiologists have assisted with 155 local infectious disease outbreaks in Oregon.
- By law, Oregon's approximately 2,000 certified laboratories routinely report test results for nearly 50 bacterial, parasitic and viral communicable diseases to local public health authorities. In addition, there are more than 60 laboratories in Oregon acting as disease "sentinels." These labs look for bacteria that may be used as agents of bioterrorism and quickly refer specimens to the Oregon State Public Health Laboratory for additional testing and confirmation.
- Crises like pandemic flu will require some citizens to make sacrifices for the common good. For example, public events might have to be canceled;

or ill persons might be asked to stay home so as to lessen the chances of exposing others.

- Recent legislation expanded the power of the State Public Health Officer to take necessary measures to protect public health in an emergency or impending public health crisis by implementing special reporting procedures, isolation of those who are ill and quarantine of those who have been exposed.
- DHS Health Services continuously receives the latest information on public health threats from within our state, our nation and around the world and has mechanisms in place to quickly distribute the information to health departments and hospitals throughout the state.
- Public health at the state and local levels is integrating preparedness planning with state and local public safety and emergency response organizations, such as Oregon Emergency Management, 911 call centers, the American Red Cross, police, fire, schools, counties and municipalities. The result is a unified approach that will ultimately save lives.
- Local health departments, hospitals and clinics are responsible for planning in advance for the natural surge of patients needing care in the event of a large-scale public health emergency.
- Sophisticated electronic tracking software is already in use in the Portland-metropolitan area and will soon be in use statewide to quickly identify available hospital beds during an emergency.
- An extensive survey of 64 Oregon hospitals recently revealed that there are nearly 2,000 additional beds potentially available statewide for this so-called “surge capacity.”
- In the event of a large-scale emergency, it’s possible that activities such as evaluation and triage of patients could take place in non-traditional settings. However, every effort would be made to treat patients in medical settings appropriate to their needs.
- Public health is setting up a registry of credentialed health care professionals available to assist during an emergency.
- State and local health departments are developing mutual aid agreements for sharing resources in emergency situations.
- If local resources are exhausted, county health departments can request assistance from the region or state. If state resources are exhausted, the state can request assistance from adjoining states and through the federal government, which can provide medicines and other essential items that might be needed in a public health emergency.
- Annual flu shots are still the best prevention for influenza.
- It’s important to remember that for healthy people influenza is an annoying illness, but it’s usually something that we will recover from with common-sense self-care.
- If you get the flu, the treatment is good old-fashioned rest, fluids and the over-the-counter medications typically used to treat symptoms.
- If your child has the flu, do not give aspirin or other medications containing aspirin. Be sure to check labels carefully since even some common

medicines for upset stomach, such as PeptoBismal and Kaopectate, contain aspirin.

- However, if you have concerns or questions about yourself or an ill family member, you should consult your health-care provider.
- If you are at special risk from complications of flu, you should consult your health-care provider when your flu symptoms begin. This includes people 65 years or older, people with chronic medical conditions, pregnant women, or children ages six months to 23 months. Your doctor may choose to use certain antiviral drugs to treat the flu.
- In the meantime, to prevent the spread of this disease, it's important to remember to:
  - Avoid close contact with people who are sick. When you are sick, keep your distance from others to protect them from getting sick too.
  - If possible, stay home from work, school, and errands when you are sick. You will help prevent others from catching your illness.
  - Cover your mouth and nose with a tissue when coughing or sneezing. It may prevent those around you from getting sick.
  - Wash your hands often. It will help protect you from germs.
  - Avoid touching your eyes, nose or mouth. Germs are often spread when a person touches something that is contaminated with germs and then touches his or her eyes, nose, or mouth.

**!DRAFT!**

## **Flu Vaccine Severe Shortage Talking Points**

### **Situation:**

A manufacturing problem has severely limited the availability of flu vaccine this year.

### **Key Messages:**

- Flu shots are no longer available to people who are not considered to be at high risk from complications, and may not be available to those who are at risk of complications. This includes:
  - Children ages 6 months to 23 months.
  - People who are 65 years of age and older.
  - People 2 years old or older who have an underlying, long-term illness, such as heart or lung disease, metabolic disease (like diabetes), kidney disease, a blood disorder, or a weakened immune system (including people with HIV/AIDS).
  - Women who will be pregnant this flu season.
  - People who live in nursing homes or other chronic-care places.
  - People who are 6 months to 18 years of age, and take aspirin daily.
  - Health-care workers who take care of patients.
  - People who have or take care of a baby under 6 months old.
- Flu shots should **not** be given to babies under 6 months old.
- If you are at special risk from complications of flu, you should consult your health-care provider when your flu symptoms begin. Your doctor may choose to use certain antiviral drugs to treat the flu.
- People 65 years of age and older should talk to their healthcare provider about getting a pneumonia vaccination, since pneumonia is the most serious complication of the flu.
- Keep in mind that for healthy people influenza is an annoying illness, but it's usually something from which you will recover with normal self-care.
- The best defense against influenza is prevention, and the best prevention is common-sense personal hygiene precautions.
- To prevent the spread of this disease, it's important to remember to:
  - Avoid close contact with people who are sick. When you are sick, keep your distance from others to protect them from getting sick too.
  - If possible, stay home from work, school, and errands when you are sick. You will help prevent others from catching your illness.
  - Cover your mouth and nose with a tissue when coughing or sneezing. If you don't have a tissue, cough or sneeze into your sleeve. It may prevent those around you from getting sick.
  - Wash your hands often. It will help protect you from germs.

- Avoid touching your eyes, nose or mouth. Germs are often spread when a person touches something that is contaminated with germs and then touches his or her eyes, nose, or mouth.
- If you get the flu, the treatment is good old-fashioned rest, fluids and the over-the-counter medications typically used to treat symptoms.
- If your child has the flu, do not give aspirin or other medications containing aspirin. Be sure to check labels carefully since even some common medicines for upset stomach, such as PeptoBismal and Kaopectate, contain aspirin.
- If you have concerns or questions about yourself or an ill family member, you should consult your health-care provider.

**!DRAFT!**

## **Flu Vaccine No Shortage Talking Points**

### **Situation:**

Flu season will soon be upon us. Everyone who has concerns about influenza should consider vaccination.

### **Key Messages:**

- People considered to be at high risk from complications of the flu should get a vaccination as soon as possible. This includes people 65 years or older, people with chronic medical conditions, pregnant women, or children ages six months to 23 months.
- All people who live, work or provide care to high-risk persons listed above should also be vaccinated. This includes household members, health care providers, employees of nursing homes and care facilities, and providers of home care and day care for high-risk persons and young children. Parents and caregivers of infants up to six months are especially encouraged to get a flu shot.
- There should be plenty of vaccine available this winter for everyone who wants a flu shot.
- However, it's important to remember that the best prevention for the flu is common-sense personal hygiene precautions.
- To prevent the spread of this disease:
  - Avoid close contact with people who are sick.
  - When you are sick, keep your distance from others to protect them from getting sick too.
  - If possible, stay home from work, school, and errands when you are sick. You will help prevent others from catching your illness.
  - Cover your mouth and nose with a tissue when coughing or sneezing. If you don't have a tissue, cough or sneeze into your sleeve. It may prevent those around you from getting sick.
  - Wash your hands often. It will help protect you from germs.
  - Avoid touching your eyes, nose or mouth. Germs are often spread when a person touches something that is contaminated with germs and then touches his or her eyes, nose, or mouth.
- Keep in mind that for healthy people influenza is an annoying illness, but it's usually something you will recover from with normal self-care.
- Influenza is characterized by abrupt onset of high fever, headache, sore throat, cough and muscle aches. Other respiratory infections that can be confused with influenza are usually milder and are more likely to start with sore throat, sneezing, runny nose and slight fever.
- If you get the flu, the treatment is good old-fashioned rest, fluids and the over-the-counter medications typically used to treat symptoms.

- If your child has the flu, do not give aspirin or other medications containing aspirin. Be sure to check labels carefully since even some common medicines for upset stomach, such as PeptoBismal and Kaopectate, contain aspirin.
- If you have concerns or questions about yourself or an ill family member, you should consult your health-care provider.
- If you are at special risk from complications of flu, you should consult your health-care provider when your flu symptoms begin. Your doctor may choose to use certain antiviral drugs to treat the flu.

**!DRAFT!**

## **Flu Vaccine Moderate Shortage Talking Points**

### **Situation:**

An increase in influenza cases, child deaths from influenza and media coverage has increased demand for flu vaccine among the general population resulting in a moderate shortage of flu vaccine.

### **Key Messages:**

- Because of the current moderate shortage of flu vaccine, only the following groups should receive flu shots this year:
  - Children ages 6 months to 23 months.
  - People who are 65 years of age and older.
  - People 2 years old or older who have an underlying, long-term illness, such as heart or lung disease, metabolic disease (like diabetes), kidney disease, a blood disorder, or a weakened immune system (including people with HIV/AIDS).
  - Women who will be pregnant this flu season.
  - People who live in nursing homes or other chronic-care places.
  - People who are 6 months to 18 years of age, and take aspirin daily.
  - Health-care workers who take care of patients.
  - People who have or take care of a baby under 6 months old.
- Flu shots should **not** be given to babies under 6 months old.
- Although flu shots are generally no longer available to people who are not considered to be at high risk from complications, it's important to remember that the best prevention is common-sense personal hygiene precautions.
- To prevent the spread of this disease, it's important to remember to:
  - Avoid close contact with people who are sick. When you are sick, keep your distance from others to protect them from getting sick too.
  - If possible, stay home from work, school, and errands when you are sick. You will help prevent others from catching your illness.
  - Cover your mouth and nose with a tissue when coughing or sneezing. If you don't have a tissue, cough or sneeze into your sleeve. It may prevent those around you from getting sick.
  - Wash your hands often. It will help protect you from germs.
  - Avoid touching your eyes, nose or mouth. Germs are often spread when a person touches something that is contaminated with germs and then touches his or her eyes, nose, or mouth.
- Keep in mind that for healthy people influenza is an annoying illness, but it's usually something you will recover from with normal self-care.
- If you get the flu, the treatment is good old-fashioned rest, fluids and the over-the-counter medications typically used to treat symptoms.

- If your child has the flu, do not give aspirin or other medications containing aspirin. Be sure to check labels carefully since even some common medicines for upset stomach, such as PeptoBismal and Kaopectate, contain aspirin.
- However, if you have concerns or questions about yourself or an ill family member, you should consult your health-care provider.
- If you are at special risk from complications of flu, you should consult your health-care provider when your flu symptoms begin. This includes people 65 years or older, people with chronic medical conditions, pregnant women, or children ages six months to 23 months. Your doctor may choose to use certain antiviral drugs to treat the flu.
- People 65 years of age and older should talk to their healthcare provider about getting a pneumonia vaccination, since pneumonia is the most serious complication of the flu.

# **SUBTAB 2-B-1.4**

## **2006-2007 INFLUENZA SEASON MESSAGES**

# Proposed Messages for the 2006-2007 Influenza Campaign

Brainstorming Meeting of Communication Work Group

*Revised 8/28/06*

## Public

### *Overarching Messages for All Groups*

1. *Main message*

Influenza is a serious disease that can lead to hospitalization and even death. The single best way to protect yourself and your loved ones is to get vaccinated—either by the flu nasal spray or injection. Flu vaccines are safe, effective and cannot cause the flu.

2. Avian and pandemic influenza are not immediate threats to human health. However, annual flu is a serious disease that can lead to hospitalization and even death.
3. Seek flu vaccination as soon as it becomes available in your community. The nasal spray vaccine is available now and injectable vaccine is available beginning in October or November.
4. The flu is contagious and can be incapacitating.
5. The flu is not just a bad cold. It can make you so sick that you may not be able to work, attend school, or care for your loved ones. It can put you in the hospital and even lead to death.
6. Each year, 25 to 50 million people in the U.S. are infected with annual flu.
7. Each year, on average, 36,000 people die and more than 200,000 people are hospitalized due to the flu in the United States.
8. The earlier you get the flu vaccine, the sooner you're protected.
9. The best time to get the flu vaccine is NOW!
10. There is ample flu vaccine. Make an appointment today to get vaccinated.
11. The Advisory Committee for Immunization Practices recommends vaccinating as long as vaccine is available and influenza is in the community.

## Parents

1. The flu is a serious disease that can put your child in the hospital. Protect your child and yourself with a flu vaccine. Get one today.
2. Children from 6 months to their 5th birthday are at risk for complications from the flu and should be vaccinated.
3. Each year, about 20,000 children younger than age 5 are hospitalized because of flu complications, and some die.
4. Children with the flu often transmit it to others in their household. Those at greatest risk for complications from the flu are children and adults with chronic health conditions, people 65 or older, and pregnant women. Make sure everyone in your household gets a flu vaccine. Do it today.
5. Your child counts on you for the best possible care. Make sure you and your child get a flu vaccine this week. Schedule an appointment today.
6. If you are caring for a child and a parent, make sure you and they get protection against the flu with a flu vaccine. Call your doctor for an appointment today.
7. Parents and family members can protect infants under six months from getting the flu by getting vaccinated themselves.
8. Your child needs a flu vaccine every year to protect his or her health.
9. If your child has never received a flu vaccine, he or she may need two vaccines to be fully protected. Ask your doctor what's best for your child.

## **Employers**

1. The flu is serious business – translating into employee absences, lost productivity, and bottomline losses.
2. Healthy workers who have been vaccinated have 43% fewer sick days than unvaccinated workers. With a vaccinated health team, there is less chance for an influenza outbreak which could cripple your practice and your ability to care for patients—all of which affect profitability.
3. Influenza kills. Protect your employees, protect your business. Offer your employees free flu vaccines this fall.
4. Caring for your employees' health is smart business. Host a free flu vaccine clinic at your workplace between October and February 1.
5. Pandemic flu preparedness begins with a solid plan of protection for you, your business, and your employees and free annual flu vaccines onsite for all workers

## **Employees**

1. The flu is not a holiday from work. It can be incapacitating and lead to hospitalization and death.
2. Working sick is foolish. You can get sicker, spread the flu to others, and cause co-workers to miss work and lose much-needed income.
3. The flu can last up to two weeks. Is that how you want to spend vacation days?
4. Influenza kills. Don't gamble with it. Get your flu vaccine today.
5. Even if you're healthy, you need protection from this year's flu because the virus changes each year. Make an appointment to get your flu vaccine today.
6. Take time to get a flu vaccine so you don't take time away from work.
7. You're too busy for the flu. Get a flu vaccine today.
8. You don't have time for the flu. Get flu protection. Schedule a flu vaccine today.

## **Providers (Regarding Practice, Colleagues, Selves)**

### **Provider (Regarding Their Patients)**

1. Bottomline, you can't afford the flu. It can severely affect your colleagues, your practice, and your ability to care for patients. Get your flu vaccine today.
2. Unvaccinated health workers can trigger a flu outbreak at work. Make sure you and your team get vaccinated today.
3. Some health professionals think they are immune to the flu. Don't gamble with a killer. Get your vaccine today!
4. Be a model for workplace etiquette – don't work sick!
5. Flu vaccines are safe, effective and cannot give you the flu.

### **Providers (Regarding Patients)**

1. Influenza kills. Encourage your patients, especially those at risk, to get a flu vaccine—either the nasal spray or injectable--anytime through February 1.
2. There are many things your patients want from you and your staff, but not the flu. Make sure you and your health team get a flu vaccine today!
3. Your patients count on you and your health team for care and advice. Encourage them to get a flu vaccine and make sure you and your staff get one, too. Do it today!
4. Supplies are ample. Encourage all patients to get the flu vaccine.

## **Seniors**

1. You lead a vital and active life. You don't have time for the flu. Get your flu shot today!
2. Medicare covers the flu shot. So don't gamble on a killer. Get your flu shot today. Your loved ones will be glad you did.
3. You don't have time for the flu. Get your flu shot today! And tell your loved ones to get theirs, too!

## **Extending Season**

1. There's still time to get a flu vaccine. Supplies are available through February 1.
2. Start the New Year healthy. Get a flu vaccine this week. Supplies are available through February 1.
3. Getting the flu vaccine anytime between now and February 1 can offer protection as the flu can last until May.
4. The holidays are over, but the flu is around the corner. Don't gamble on a killer. Get your flu vaccine before February 1.
5. New school semester. New commitments. New projects. No time for the flu. Protect your child and yourself. Get the flu vaccine by February 1.
6. The holidays are over. And it's back to work. Protect yourself against the flu. Get your flu vaccine today.
7. Your holiday resolution is for a healthy year. Start it off right with a flu vaccine.

## **Abundance of vaccine**

1. We have more flu vaccine this year than ever before. Take advantage of this ample supply, and protect yourself against this serious disease. Get your vaccine today.
2. We have ample supplies of vaccine. So there is no excuse to not get vaccinated this year. It's safe, effective, and available through February 1.
3. No one is immune to the flu. It's a killer. Get a flu vaccine today! We have ample supplies.
4. Influenza vaccine manufacturers report they expect to produce more than 100 million doses of influenza vaccine this year. This amount is at least 17 million more doses of influenza vaccine than were distributed in 2003 and 19 million more than distributed in 2005. If vaccine produced in Canada is licensed for distribution in the U.S., there may be more than 110 million doses of influenza vaccine produced and distributed this season.
5. According to vaccine manufacturers, about 75 million doses will be distributed by the end of October. This amount is about 15 million more doses than were distributed by the end of October 2005.

6. It is expected that a significant amount of influenza vaccine should be available in physician's offices and communities during October to allow providers to begin vaccinating people against influenza.

### **Vaccine delayed**

1. The nasal vaccine is safe and effective and available NOW for non-pregnant, healthy individuals between 5 and 49. Make an appointment today to get this flu vaccine.

2. You have until February 1 to get the vaccine, so please be patient.

3. More vaccine is on the way. Call your doctor to learn when it will arrive or visit [www.cdc.gov/flu](http://www.cdc.gov/flu).

4. You can get protection against the flu through February 1. .

5. Stay in touch with your doctor or for more information, call 1-800-CDC-INFO.

6. Patience is key during this flu season. Getting vaccinated in December, January, or even later can still be beneficial as flu season can last as late as May.

### **Website**

Visit [www.cdc.gov/flu](http://www.cdc.gov/flu) for more information.

# **SUBTAB 2-B-1.5**

## **AVIAN AND PANDEMIC INFLUENZA FAQs**

## **Pandemic influenza (flu) FAQ's**

### **What is influenza?**

Influenza is a respiratory illness that causes fever, body ache, cough and extreme fatigue. During a normal influenza season, which happens every year, 10-20% of the US population becomes ill and about 36,000 people nationwide die from influenza or its complications.

### **What is pandemic influenza?**

An influenza pandemic is a global outbreak caused by a new influenza virus to which humans have no immunity. This means the virus can spread rapidly and that it is more likely to cause serious illness and death than annual influenza.

In the last century, there were 3 pandemics: 1918 "Spanish flu" caused 500,000 death in the United States and killed up to 40 million people worldwide; the 1957 "Asian flu" and the 1968 "Hong Kong flu" were much milder but still caused 70,000 and 34,000 United States death, respectively.

### **How likely is it that we will see a pandemic in our lifetime?**

We can't predict when a pandemic will occur or how severe it will be, but one is likely because influenza viruses are always changing.

### **In a future pandemic, how many people will be affected?**

The severity will depend on the virus that causes it, but it a particularly severe pandemic could overwhelm public health and health care systems and create social disruption. The most severe pandemic in recent history was that of 1918, when about 25% of the population got sick, and many were young adults. In the more typical pandemics, such as those of 1957 and 1968, about three times as many people get sick or die as in a usual flu season."

### **How will we know when a new influenza virus is identified?**

Public health authorities in countries around the world are working together to improve disease detection and tracking. A worldwide network of laboratories is actively testing and sharing information about influenza viruses.

### **Will vaccines be available?**

Vaccines will likely be in short supply at the start of a pandemic. Additionally, it takes six to 12 months to produce a vaccine that is effective against a new influenza strain.

### **How will authorities limit the spread of illness?**

Not all illness can be prevented, but we can minimize illness and death through public health measures, including education for the public and health care providers, prioritization of available vaccines and antiviral medications, surveillance for rates of illness, monitoring of risk factors for severe disease, and coordination of health care resources.

### **Is quarantine an option?**

Public health would first call upon voluntary measures, such as advising people with respiratory symptoms to stay home from work or school and avoid public places.

Quarantine is the separation of people who have been exposed to an illness--but who are not yet ill--from other people. Quarantine would only be used if it could control the disease in question. For influenza, quarantine would only be used, if at all, during the earliest stages of the outbreak.

Isolation is the separation of people who are already ill from others in the community. Isolation, probably on a voluntary basis, would likely be recommended at all stages of a pandemic in an attempt to limit person to person spread.

### **What can I do to protect myself during a pandemic?**

Stay informed. Practice good health habits--eat a balanced diet and get sufficient rest. Don't spread germs—cover your coughs and sneezes and wash your hands often. Stay away from sick people. If you are ill, stay away from others. As with any emergency, be prepared with a supply of essential supplies, such as food, water and prescription medicines.

### **What is the government doing to prepare for a pandemic?**

The World Health Organization and countries throughout the world have developed emergency plans, as have the US Department of Health and Human Services and state governments, including Oregon, throughout the country. Oregon has a plan, and we will continue testing it so everyone that has a role is prepared to respond.

### **What does the President's plan provide?**

The President's plan spends billions on stockpiling vaccine, medications and developing new vaccine. It calls for building up national reserves of antiviral medicines. But it allocates only \$100 million for state and local government—an

insufficient amount for bolstering the public health systems that would be charged with delivering mass medications.

**How can I prepare?**

Stay informed. As with any emergency, you should be prepared with essential supplies, such as food, water and medicine.

**Should I be stockpiling antivirals, such as Tamiflu and Relenza?**

No. Supplies need to be reserved for people at risk of complications from annual influenza. It is not clear that these medications will work for new strains of influenza.

**What about businesses, schools, and other community organizations?**

A severe pandemic could have a significant impact on our economy and daily life. Businesses and communities should prepare as they would for other emergencies by identifying essential functions and planning for how they would provide a continuity of services.

**Important clarification regarding pandemic influenza and avian influenza:**

Currently, pandemic influenza is getting much attention because of a heightened concern that the H5N1 avian influenza could mutate and become transmissible among humans--and potentially lead to a pandemic. It is important to note that if a pandemic occurs, it might or might not be due to avian influenza. Information on avian influenza is available at (cross reference).

## **H5N1 avian influenza (bird flu) FAQ's**

### **What is avian flu?**

Avian flu is a type of influenza that occurs naturally among wild birds. A few of these strains have caused severe disease in poultry. One such strain, an H5N1 virus, has caused outbreaks in poultry throughout SE Asia since 1997.

### **Is avian flu a threat to humans?**

There have been reports of about 120 instances where humans contracted avian flu from direct contact with infected domesticated birds. Of those, about half have died. Currently, avian flu is rarely--if ever--transmitted from person-to-person but if the virus changes to allow that to happen, a pandemic could occur because humans lack immunity to H5N1 influenza.

### **Is it safe to eat poultry?**

H5N1 has not been detected in the United States and our country bans imports of poultry from areas that have been affected with H5N1. Influenza virus is destroyed by heat, so normal cooking (so food temperature reaches 160° F in all parts) will kill the virus.

### **What are the symptoms of human avian flu?**

They are similar for other influenza viruses--fever, body ache, cough and extreme fatigue, but can be more severe—some child victims have had diarrhea and coma.

### **What is government doing to prepare for avian flu?**

Federal and state agricultural agencies are conducting ongoing poultry surveillance and plans are in place for how to contain the disease if it were detected. Those plans include disposal of dead birds and protecting workers. Federal and state wildlife agencies have begun surveillance for H5N1 in migratory birds in some areas of the US and are in the process of expanding this to more areas.

### **Is the medical care community educated and prepared for human avian flu?**

The infectious disease and infection control communities at Oregon hospitals are informed, and educational efforts for other clinicians are on-going.

### **Is there a vaccine against avian flu?**

Vaccine for H5N1 in poultry is not used in the United States. The best way to control the spread of disease in poultry is to euthanize and properly dispose of affected flocks. State and federal agriculture agencies have plans in place to address this, if necessary.

In the case of human H5N1 avian influenza, clinical trials are underway, but vaccine is not yet available.

**What are the treatment protocols for people who have avian flu?**

There is no specific cure for H5N1 avian influenza in people and the mortality rate is high. Patients with suspected or proven H5N1 receive supportive care in the hospital in a manner that protects other patients, visitors and hospital staff from becoming infected. If there were human cases in the US, in addition to receiving comprehensive medical care, patients with H5N1 would likely receive influenza antiviral medications to lessen the severity of the disease.

**If there's no vaccine, what can I do to protect myself?**

Currently, there is no H5N1 influenza in North America. People should take standard precautions to protect themselves from illness by practicing good personal hygiene and health habits.

The federal Centers for Disease Control and Prevention does not currently recommend that the public avoid travel to countries affected by H5N1. However, during travel to an affected area, you should avoid contact with poultry and any place where live poultry are raised or kept, such as poultry farms and live bird markets.

**Important clarification regarding pandemic influenza and avian influenza:**

Current concerns about avian influenza are frequently linked with pandemic influenza because of the potential for it to become transmissible in the human population. We do not know if that will happen or if it will evolve into a pandemic. Information on avian influenza is available at (cross reference).

## SUBTAB 2-B-1.6

### FACT SHEETS

<b>Fact Sheet Title</b>	<b>Status</b>	<b>Completion Date</b>
Quarantine Message Map	Completed	2-29-08
Public Health Law Facts	Completed	6-9-08
Pandemic Influenza FAQs	Completed	2-29-08
Pandemic Influenza Facts-Spanish	Completed	Rev. 12-11-07
Pandemic Influenza Facts	Completed	Rev. 2-29-08
Isolation Message Map	Completed	2-29-08
Isolation & Quarantine Facts	Completed	Rev. 2-29-08
Handwashing Facts for the Public	Completed	Rev. 2-26-08
Coping with a Disease Outbreak	Completed	Rev. 3-31-08
Home Care in a Pandemic	Completed	Rev. 3-31-08
Bird Flu Facts-Spanish	Completed	Rev. 12-11-07
Bird Flu Facts	Completed	Rev. 2-29-08
H5N1 Avian Influenza Facts	Completed	Rev. 2-29-08
H5N1 FAQs	Completed	Rev. 2-29-08
Use of Antiviral Drugs	Completed	Rev. 3-31-08

# Message Map

<b>Stakeholder/Target Audience:</b> General Public	<b>Category:</b> Containment	<b>Subject:</b> Quarantine	<b>Date updated:</b> August 29, 2005
---	---------------------------------	-------------------------------	---

**Question or Concern:**  
What is quarantine?

**Key Message/Fact 1:**  
Quarantine is a separation of people who have been exposed to a disease but are not sick.

**Supporting Fact 1-1:**  
The goal of quarantine is to protect healthy people from getting sick. Quarantine is used to slow the spread of the disease.

**Supporting Fact 1-2:**  
The goal of quarantine is to protect healthy people from getting sick.

**Supporting Fact 1-3:**  
Quarantine is only used as a last resort.

**Key Message/Fact 2:**  
Oregon health officials will decide whether quarantine is necessary.

**Supporting Fact 2-1:**  
Local officials will work with the state to assure that all steps are taken to protect the public.

**Supporting Fact 2-2:**  
CDC will provide experts to assist with the quarantine.

**Supporting Fact 2-3:**  
The public has a duty to help prevent the spread of disease by following directions provided by state and local health officials through TV, radio and the Internet.

**Key Message/Fact 3:**  
Authorities may use a variety of methods to limit the spread of disease.

**Supporting Fact 3-1:**  
One method is a short-term home curfew (it may also be called “shelter-in-place”).

**Supporting Fact 3-2:**  
Another possibility is to cancel public gatherings and events (schools, churches, sporting events, malls, etc.).

**Supporting Fact 3-3:**  
Finally, travel in, around, and out of the affected area may be restricted (air, rail, car, bus, boat, etc.).

# Public Health Law Facts

## For More Information:

### Centers for Disease Control & Prevention, Toll-Free:

1-800-CDC-INFO (232-4636)

1-888-232-6348 TTY

E-mail: [cdcinfo@cdc.gov](mailto:cdcinfo@cdc.gov)

You can also visit the following  
Web sites for the latest  
information on public health law:

### Oregon Revised Statutes:

<http://www.leg.state.or.us/ors/>

### Oregon Legislature HB 2185:

[http://www.leg.state.or.us/07reg/  
measpdf/hb2100.dir/hb2185.en.p  
df](http://www.leg.state.or.us/07reg/measpdf/hb2100.dir/hb2185.en.pdf)

### CDC Public Health Law:

<http://www2.cdc.gov/phlp/>

**or call your local public health  
department at one of the  
numbers listed on the back  
side of this fact sheet:**

## Introduction

- In the event of an influenza pandemic or other serious communicable disease outbreak, public health will depend largely on voluntary efforts to prevent the spread of disease. These include such actions as staying home when you are sick, frequently washing your hands and covering your cough to prevent sharing germs with others.
- Unfortunately, since we can't depend on everyone to do the right thing all the time, certain laws have been enacted to assist health officials in protecting the public against highly infectious diseases and other serious health threats.
- In Oregon, House Bill (HB) 2185, enacted by the 2007 Legislature, went into effect on Jan. 1, 2008. It clarifies and expands public health enforcement authority in the areas of public health emergencies, isolation and quarantine, and medical testing, examination and treatment. Provisions of the law cover both declared and non-declared states of emergency.
- In addition, HB 2185 requires the appointment of a State Public Health Director to assist in enforcing laws that protect public health (ORS 431.035).

## Public health enforcement powers

- HB 2185 provides specific enforcement powers to the State Public Health Director and Local Public Health Authority. These include investigative and subpoena powers, and authority to enter public or private property, obtain a warrant, restrict access to contaminated property and require removal of or abatement of a toxic substance.
- In addition, HB 2185 allows state and local health authorities to enforce compliance with public health law in court, issue administrative orders, impose civil penalties, refer criminal violations to the district attorney or law enforcement, or request assistance from the district attorney or law enforcement (ORS 431.262).

## Mid-level (non-declared) public health emergencies

- When a serious communicable disease outbreak or other condition of public health importance has affected more than one county, there is a significant risk to public health, and the local public health authority is likely to be quickly overwhelmed or unable to manage the required response, with approval from the Governor, the State Public Health Director can exercise "extraordinary" powers to coordinate the public health response.
- These "extraordinary" powers include issuing and requiring diagnostic and treatment guidelines, directing school closures, and taking control of medications, vaccines, medical supplies and equipment.
- These powers also may come into effect when a communicable or reportable disease or outbreak, epidemic or other condition of public health importance is an issue of significant regional or national concern, or requires significant involvement from the federal government (ORS 431.264).

## Local Health Departments

Baker .....	541-523-8211
Benton .....	541-766-6835
Clackamas.....	503-655-8430
Clatsop .....	503-325-8500
Columbia .....	503-397-4651
Coos .....	541-756-2020
.....	ext. 510
Crook.....	541-447-5165
Curry.....	541-247-3300
Deschutes .....	541-322-7400
Douglas .....	800-234-0985
Gilliam .....	541-384-2061
Grant .....	541-575-0429
Harney.....	541-573-2271
Hood River .....	541-386-1115
Jackson .....	541-774-8209
Jefferson.....	541-475-4456
Josephine .....	541-474-5325
Klamath .....	541-882-8846
Lake.....	541-947-6045
Lane .....	541-682-4041
Lincoln .....	541-265-4112
Linn.....	541-967-3888
Malheur .....	541-889-7279
Marion .....	503-584-4870
Morrow .....	541-676-5421
Multnomah.....	503-988-3674
Polk .....	503-623-8175
Sherman.....	541-506-2600
Tillamook .....	503-842-3900
Umatilla .....	541-278-5432
Union .....	541-962-8801
Wallowa.....	541-426-4848
Wasco .....	541-506-2600
Washington .....	503-846-8881
Wheeler.....	541-763-2725
Yamhill.....	503-434-7525

**If you have a disability and need this document in an alternate format, call (971) 673-1222 (971) 673-0372 TTY**

6/9/08

## **Testing, medical examination and treatment**

- HB 2185 clarifies the authority of the State Public Health Director and Local Public Health Authority to issue administrative orders requiring testing, medical examination or treatment of a person they reasonably believe has been exposed to or has a communicable disease and may pose a serious risk to the health of others.
- Administrative orders must include a statement that the person may refuse testing, examination or treatment, but refusal may result in mandatory quarantine or isolation (ORS 433.035).

## **Mandatory quarantine and isolation**

- To contain the spread of a contagious illness, public health authorities may need to enforce quarantine and isolation. Both are common public health practices, and both aim to lessen the likelihood that persons with an infection will spread it to others.
- Quarantine refers to the separation and restriction of movement of persons who, while not yet ill, have been exposed to an infectious agent and therefore may become infectious.
- Isolation is the separation of persons who have a specific infectious illness from those who are healthy. Isolation allows for the treatment of ill persons and protects healthy people from getting sick.
- In order to enforce mandatory quarantine and isolation, the State Public Health Director or Local Public Health Authority must issue an Emergency Administrative Order or seek a court order that includes:
  - A description of reasonable efforts to obtain compliance
  - Facts supporting the reasonable belief that quarantine or isolation is necessary in order to avoid serious risk to the health of others
  - An explanation of why quarantine or isolation is the least restrictive alternative available to prevent a risk to the health and safety of others
  - A statement of how long the quarantine or isolation will be necessary.
- A person under an emergency order can be held for 72 hours, only, unless a non-emergency petition is filed and then the time is extended until the court holds a hearing. Under a non-emergency order, a person can be held from 60 to 180 days.

## **Declared public health emergencies**

- HB 2185 gives both the Governor and the State Public Health Director additional authority upon a declaration of a public health emergency.
- A public health emergency is an occurrence or imminent threat of an illness or health condition that poses a high probability of a large number of deaths, long-term disabilities or widespread exposure to an infectious or toxic agent that poses a significant risk to a large number of persons.
- Under a declared emergency, the Governor can order evacuation or decontamination of a facility, regulate or restrict the use, sale or distribution of food, fuel, medical supplies, medicines or other goods or services; control movement to, from and within any public area; or take any other action that may be necessary to protect public health.
- The State Public Health Director can create and require the use of diagnostic and treatment protocols, issue civil penalties for failing to comply with directives, access individually identifiable health information, prescribe measures to provide for the safe disposal of human remains, and any other action authorized by the Governor or under current law (ORS 433.441 to 433.466).



## **Pandemic Influenza Frequently Asked Questions**

### **What is influenza?**

Influenza is a respiratory illness that causes fever, body ache, cough and extreme fatigue. During a normal influenza season, which happens every year, 10-20% of the US population becomes ill and about 36,000 people nationwide die from influenza or its complications.

### **What is pandemic influenza?**

An influenza pandemic is a global outbreak caused by a new influenza virus to which humans have no immunity. This means the virus can spread rapidly and that it is more likely to cause serious illness and death than annual influenza.

In the last century, there were three pandemics: 1918 "Spanish flu" caused 500,000 deaths in the United States and killed up to 40 million people worldwide; the 1957 "Asian flu" and the 1968 "Hong Kong flu" were much milder but still caused 70,000 and 34,000 United States deaths, respectively.

### **How likely is it that we will see a pandemic in our lifetime?**

We can't predict when a pandemic will occur or how severe it will be, but one is likely because influenza viruses are always changing.

### **In a future pandemic, how many people will be affected?**

The severity will depend on the virus that causes it, but in a particularly severe pandemic could overwhelm public health and health care systems and create social disruption. The most severe pandemic in recent history was that of 1918, when about 25% of the population got sick, and many were young adults. In the more typical pandemics, such as those of 1957 and 1968, about three times as many people get sick or die as in a usual flu season.

### **How will we know when a new influenza virus is identified?**

Public health authorities in countries around the world are working together to improve disease detection and tracking. A worldwide network of laboratories is actively testing and sharing information about influenza viruses.

### **Will vaccines be available?**

Vaccines will likely be in short supply at the start of a pandemic. Additionally, it takes six to 12 months to produce a vaccine that is effective against a new influenza strain.

### **How will authorities monitor and limit the spread of illness?**

Not all illness can be prevented, but we can minimize illness and death through public health measures, including education for the public and health care providers, prioritization of available vaccines and antiviral medications, surveillance for rates of illness, monitoring of risk factors for severe disease, and coordination of health care resources.

### **Is quarantine an option?**

Public health would first call upon voluntary measures, such as advising people with respiratory symptoms to stay home from work or school and avoid public places.

Quarantine is the separation of people who have been exposed to an illness—but who are not yet ill—from other people. Quarantine would only be used if it could control the disease in question. For influenza, quarantine would only be used, if at all, during the earliest stages of the outbreak.

Isolation is the separation of people who are already ill from others in the community. Isolation, probably on a voluntary basis, would likely be recommended at all stages of a pandemic in an attempt to limit person to person spread.

**What can I do to protect myself during a pandemic?**

Stay informed. Practice good health habits—eat a balanced diet and get sufficient rest. Don't spread germs—cover your coughs and sneezes and wash your hands often. Stay away from sick people. If you are ill, stay away from others. As with any emergency, be prepared with a supply of essential supplies, such as food, water and prescription medicines.

**What is the government doing to prepare for a pandemic?**

The World Health Organization and countries throughout the world have developed emergency plans, as have the US Department of Health and Human Services and state governments, including Oregon, throughout the country. Oregon has a plan, and we will continue testing it so everyone that has a role is prepared to respond.

**What does the President's plan provide?**

The President's plan spends billions on stockpiling vaccine, medications and developing new vaccine. It calls for building up national reserves of antiviral medicines. But it allocates only \$100 million for state and local government—an insufficient amount for bolstering the public health systems that would be charged with delivering mass medications.

**How can I prepare?**

Stay informed. As with any emergency, you should be prepared with essential supplies, such as food, water and medicine.

**Should I be stockpiling antivirals, such as Tamiflu and Relenza?**

No. Supplies need to be reserved for people at risk of complications from annual influenza. It is not clear that these medications will work for new strains of influenza.

**What about businesses, schools, and other community organizations?**

A severe pandemic could have a significant impact on our economy and daily life. Businesses and communities should prepare as they would for other emergencies by identifying essential functions and planning for how they would provide a continuity of services.

**Important clarification regarding pandemic influenza and avian influenza:**

Currently, pandemic influenza is getting much attention because of a heightened concern that the H5N1 avian influenza could mutate and become transmissible among humans—and potentially lead to a pandemic. It is important to note that if a pandemic occurs, it might or might not be due to H5N1 avian influenza.

# Información sobre la gripe pandémica

## Para más información:

### Llame gratis a los Centros para el Control y la Prevención de Enfermedades:

1-800-CDC-INFO (232-4636)  
1-888-232-6348 TTY  
Correo electrónico: [cdcinfo@cdc.gov](mailto:cdcinfo@cdc.gov)

Información médica:  
877-554-4625

También puede visitar las siguientes páginas en Internet para conocer la información más reciente sobre la gripe:

**Departamento de Servicios Humanos de Oregón:**  
<http://www.oregon.gov/DHS/ph/spotlight/panflu/index.shtml>

**Centros para el Control y la Prevención de Enfermedades:**  
[www.cdc.gov/flu/pandemic/index.htm](http://www.cdc.gov/flu/pandemic/index.htm)

**Organización Mundial de la Salud:**  
[www.who.int/csr/disease/influenza/pandemic10things/en/index.html](http://www.who.int/csr/disease/influenza/pandemic10things/en/index.html)

## Introducción

- Existen muchos tipos o “cepas” de gripe. La gripe pandémica es un brote mundial de gripe que ocurre cuando un nuevo virus de gripe aparece y comienza a propagarse fácilmente de una persona a otra a través de la tos o el estornudo.
- Como el virus es nuevo, las personas no tienen inmunidad (protección) natural, y los que se enferman pueden experimentar una enfermedad más grave que la causada por los virus de gripe normales.
- Una vez que se desarrolla, el virus pandémico puede propagarse rápidamente, causando brotes en todo el mundo. Una gran pandemia puede sobrepasar los sistemas de salud pública y atención médica y causar graves problemas sociales.
- Se sabe que hace cientos de años las pandemias de gripe ocurrían periódicamente. La pandemia de “gripe española” de 1918 fue la mayor del siglo XX, y le costó la vida al menos a 500 mil personas en los Estados Unidos y a 40 millones de personas en el mundo. En los años 1957 y 1968 hubo también pandemias menores, con tasas de mortalidad que llegaron al doble o triple de lo que ocurriría en un año normal. (La gripe “normal” es, en realidad, una enfermedad mortal que debe tomarse en serio, ya que causa la muerte de aproximadamente 36 mil personas por año en los Estados Unidos).

## Vigilancia y detección

- La detección de una pandemia depende de la vigilancia, función primordial de la salud pública que nos informa cuando aparecen casos de una nueva enfermedad indicando cuántas personas están enfermas o a riesgo de infectarse y dónde se está propagando la enfermedad.
- Los Centros para el Control y la Prevención de Enfermedades (*Centers for Disease Control and Prevention* o CDC) de Estados Unidos y la Organización Mundial de la Salud (OMS) tienen amplios programas de vigilancia para monitorear y detectar la actividad de la gripe en todo el mundo, incluyendo la aparición de posibles cepas de virus de gripe pandémica.
- Los análisis de laboratorio son muy importantes para identificar detalles específicos de la enfermedad pandémica. El Laboratorio de Salud Pública del Estado de Oregón cumple una función importante, ya que analiza especímenes y los envía al CDC cuando es necesario.

## Prevención

- En una pandemia, los sistemas de la comunidad en que normalmente confiamos, como la atención médica, escuelas, empleo, transporte, religión y eventos sociales pueden verse gravemente afectados. El control de la enfermedad requerirá acción individual y comunitaria:
  - Medidas de higiene personal: lavarse las manos seguido, cubrirse al toser, quedarse en casa al estar enfermo y mantenerse informado.
  - Medidas comunitarias: aislamiento voluntario de los enfermos para limitar la enfermedad a hospitales o salas específicas, restricción de viajes y cancelación de eventos multitudinarios (partidos de básquet, conciertos, etc.).

## Departamentos de Salud

### locales:

### Local Health Departments

Baker .....	541-523-8211
Benton .....	541-766-6835
Clackamas.....	503-655-8430
Clatsop .....	503-325-8500
Columbia .....	503-397-4651
Coos .....	541-756-2020
.....ext. 510	
Crook.....	541-447-5165
Curry.....	541-247-3300
Deschutes .....	541-322-7400
Douglas .....	800-234-0985
Gilliam .....	541-384-2061
Grant .....	541-575-0429
Harney.....	541-573-2271
Hood River .....	541-386-1115
Jackson .....	541-774-8209
Jefferson.....	541-475-4456
Josephine.....	541-474-5325
Klamath .....	541-882-8846
Lake.....	541-947-6045
Lane .....	541-682-4041
Lincoln .....	541-265-4112
Linn.....	541-967-3888
Malheur .....	541-889-7279
Marion .....	503-584-4870
Morrow .....	541-676-5421
Multnomah.....	503-988-3674
Polk .....	503-623-8175
Sherman.....	541-506-2600
Tillamook .....	503-842-3900
Umatilla .....	541-278-5432
Union .....	541-962-8801
Wallowa.....	541-426-4848
Wasco .....	541-506-2600
Washington .....	503-846-8881
Wheeler.....	541-763-2725
Yamhill.....	503-434-7525

**Si tiene alguna discapacidad y necesita este documento en diferente formato, llame al:**  
**(971) 673-1222**  
**(971) 673-0372 TTY**

12/11/07

## **Riesgos**

- Muchos científicos creen que sólo es cuestión de tiempo hasta que aparezca la próxima gripe pandémica. No se puede predecir la gravedad de la próxima pandemia, pero los estudios realizados con modelos sugieren que el impacto de una pandemia en los Estados Unidos podría ser de grandes dimensiones. Según las proyecciones del CDC, entre el 25% y el 35% de la población de los Estados Unidos podría verse afectada.
- Sin embargo, el riesgo actual de que los estadounidenses se contagien del actual brote de gripe aviar H5N1 que afecta a otras partes del mundo es muy bajo. En los Estados Unidos no hay casos de gripe aviar H5N1 en humanos, pero las personas que viajan a países afectados por esta gripe podrían contagiarse.
- Las personas que contrajeron la gripe aviar habían tenido contacto directo con aves de corral infectadas. El contagio del virus de persona a persona es muy raro.

## **Cómo controlar la propagación de la enfermedad**

- Aunque no es probable que haya una vacuna que proteja a la gente contra una nueva cepa de gripe pandémica, la mejor manera de prevenir la gripe común (que mata a miles de personas por año en los Estados Unidos) es la vacuna antigripal.
- Lávese las manos seguido. Cuando no tenga agua y jabón y sus manos no parezcan sucias, use el gel con alcohol para lavarse las manos sin agua.
- Si no se siente bien, lávese las manos seguido y cúbrase la boca con un pañuelo al toser o estornudar. Para no contagiar a otros, evite tocar o besar a sus amigos o familia, evite reuniones públicas y manténganse a una distancia prudencial (más de 3 pies) de las demás personas.
- Cuando esté planificando un viaje al exterior, visite la página de Internet o llame a la línea de información al público de CDC al 1-888-246-2675 para ver los últimos anuncios de precaución para viajeros.
- El CDC recomienda a las personas que viajan a países donde hay una epidemia de gripe aviar evitar acercarse a granjas de cría de aves de corral y mercados donde haya aves de corral vivas. Evite tocar cualquier superficie que parezca estar contaminada con excrementos o secreciones de aves.
- El virus de la gripe muere con el calor. Cocine bien todos los alimentos, incluyendo aves de corral, huevos y sangre de aves.
- Cuando vuelva de un viaje, observe su propia salud por 10 días. Si le da fiebre y tiene tos o dificultad para respirar durante este período de 10 días, consulte a su médico y avísele sobre su viaje.

## **Tratamiento**

- El tratamiento contra una nueva cepa de gripe en humanos son las drogas antigripales y el cuidado de apoyo. Sin embargo, es muy probable que la provisión de drogas antivirales sea insuficiente en las primeras etapas de una pandemia.
- Desgraciadamente, una vez identificada una cepa potencialmente pandémica de virus de gripe, llevará unos 6 a 12 meses obtener la nueva vacuna, por lo que habrá muy poca cantidad de vacunas al comienzo y, en cualquier momento de la pandemia, la demanda de vacunas seguramente será mayor que la provisión.

# Pandemic Influenza Facts

## For More Information:

### **Centers for Disease Control & Prevention, Toll-Free:**

1-800-CDC-INFO (232-4636)

1-888-232-6348 TTY

E-mail: [cdcinfo@cdc.gov](mailto:cdcinfo@cdc.gov)

Clinician Info:  
877-554-4625

You can also visit the following  
Web sites for the latest  
information on influenza:

### **Oregon Department of Human Services:**

[http://www.oregon.gov/DHS/ph/  
acd/flu/panflu.shtml](http://www.oregon.gov/DHS/ph/acd/flu/panflu.shtml)

### **U.S. Health and Human Services Pandemic Flu Site:**

<http://www.pandemicflu.gov/>

### **World Health Organization:**

[www.who.int/csr/disease/  
influenza/pandemic10things/  
en/index.html](http://www.who.int/csr/disease/influenza/pandemic10things/en/index.html)

**or call your local public health  
department at one of the  
numbers listed on the back  
side of this fact sheet:**

## Introduction

- There are many different types or “strains” of influenza. Pandemic influenza is a global outbreak of disease that occurs when a new influenza virus emerges and starts spreading easily from person to person through coughing and sneezing.
- Because the virus is new, people will have no natural immunity (protection) and those who become ill may experience more serious disease than that caused by normal seasonal influenza viruses.
- Once a pandemic virus develops, it can spread rapidly, causing outbreaks around the world. A major pandemic could overwhelm public health and health care systems and create widespread social disruption.
- Flu pandemics are known to have occurred periodically in the past several hundred years. The 1918 “Spanish flu” was the 20<sup>th</sup> century’s largest pandemic and killed at least 500,000 people in the United States and up to 40 million worldwide. There were also much smaller pandemics in 1957 and 1968, in which the death rates were double or triple the number that occur in a usual year. (The “usual” influenza is, in fact, a deadly disease that should be taken seriously, causing an estimated 36,000 deaths in the U.S. each year.)

## Surveillance and Detection

- Detecting a pandemic relies on surveillance, a core public health function that informs us when cases of a new disease arrive, how many people are sick or at risk of infection, and where the disease is spreading.
- The U.S. Centers for Disease Control and Prevention (CDC) and the World Health Organization (WHO) have large surveillance programs to monitor and detect influenza activity around the world, including the emergence of possible pandemic strains of influenza virus.
- Lab testing is critical for identifying specific details of the pandemic disease. The Oregon State Public Health Laboratory is a key player in testing specimens and forwarding them to the CDC when necessary.

## Prevention

- In a pandemic, the community systems we rely on—health care, schools, work, travel, church and social events—may be severely disrupted. Disease control will require individual and community action:
  - Personal hygiene measures—washing hands frequently, covering coughs, staying home when ill, and staying informed of the situation.
  - Community measures—voluntary isolation of ill people, limiting illness to specific wards or hospitals, curtailing travel, and canceling large events (basketball games, concerts, etc.)—may be used.

### **Local Health Departments**

Baker .....	541-523-8211
Benton .....	541-766-6835
Clackamas.....	503-655-8430
Clatsop .....	503-325-8500
Columbia .....	503-397-4651
Coos .....	541-756-2020
.....ext. 510	
Crook.....	541-447-5165
Curry.....	541-247-3300
Deschutes .....	541-322-7400
Douglas .....	800-234-0985
Gilliam .....	541-384-2061
Grant .....	541-575-0429
Harney.....	541-573-2271
Hood River .....	541-386-1115
Jackson .....	541-774-8209
Jefferson.....	541-475-4456
Josephine.....	541-474-5325
Klamath .....	541-882-8846
Lake.....	541-947-6045
Lane .....	541-682-4041
Lincoln .....	541-265-4112
Linn.....	541-967-3888
Malheur .....	541-889-7279
Marion .....	503-584-4870
Morrow .....	541-676-5421
Multnomah.....	503-988-3674
Polk .....	503-623-8175
Sherman.....	541-506-2600
Tillamook.....	503-842-3900
Umatilla .....	541-278-5432
Union .....	541-962-8801
Wallowa.....	541-426-4848
Wasco .....	541-506-2600
Washington .....	503-846-8881
Wheeler.....	541-763-2725
Yamhill.....	503-434-7525

**If you have a disability and need this document in an alternate format, call (971) 673-1222 (971) 673-0372 TTY**

2/29/08

### **Risks**

- Many scientists believe it is only a matter of time until the next influenza pandemic occurs. The severity of the next pandemic cannot be predicted, but modeling studies suggest that the impact of a pandemic on the United States could be substantial. The CDC projects that as much as 25% to 35% of the US population could be affected.
- However, the risk to Americans from the current H5N1 avian influenza outbreak in other parts of the world is considered low. There have been no human cases of H5N1 avian influenza in the United States. However, it is possible that travelers to affected countries could become infected.
- The people in who have become sick with avian influenza have been those with close contact with infected poultry. Spread of the virus from person to person has been rare.

### **Controlling the Spread of Disease**

- Although a vaccine is not likely to be available to protect against a new pandemic strain of influenza, getting a flu shot is still the best way to prevent normal seasonal influenza that kills thousands of people in the U.S. each year.
- Wash your hands frequently. Use waterless alcohol-based hand gels when soap and water are not available and when hands are not visibly soiled.
- If you are not feeling well, wash your hands frequently and cover your mouth with a tissue when you cough or sneeze. Avoid touching or kissing friends and family members, avoid public gatherings, and stay a safe distance (more than three feet) away from other people to avoid spreading your illness.
- When planning an international trip, check the CDC Web site or call their public information hotline at 1-888-246-2675 for the latest travel advice.
- The CDC currently advises travelers to countries with known outbreaks of avian influenza to avoid poultry farms and bird markets where live poultry are raised or kept. Avoid any surfaces that appear to be contaminated with poultry feces or secretions.
- Influenza virus is destroyed by heat. Thoroughly cook all foods, including poultry, eggs and poultry blood.
- After return from travel, monitor your health for 10 days. If you become ill with fever and develop a cough or difficulty breathing during this 10-day period, be sure to tell your healthcare provider about your travel.

### **Treatment**

- Antiviral drugs and supportive care would likely be the treatment for a new strain of influenza in humans. However, antiviral drug supplies will likely be inadequate in the early stages of a pandemic.
- Unfortunately, once a potential pandemic strain of influenza virus is identified, it will take 6 to 12 months produce new vaccine, so there will be little available at the start of a pandemic, and at any time during a pandemic the need for vaccine will likely exceed the supply.

# Message Map

<b>Stakeholder/Target Audience:</b> General Public	<b>Category:</b> Containment	<b>Subject:</b> Isolation	<b>Date updated:</b> August 31, 2005
---	---------------------------------	------------------------------	---

**Question or Concern:**  
What is isolation?

**Key Message/Fact 1:**  
Isolation is the separation of sick people from the healthy people.

**Supporting Fact 1-1:**  
Isolation is used to slow the spread of a disease.

**Supporting Fact 1-2:**  
Sick people are cared for in homes, hospitals, or designated health care facilities.

**Supporting Fact 1-3:**  
The goal is to protect healthy people from getting sick.

**Key Message/Fact 2:**  
State and local officials will decide whether isolation is necessary.

**Supporting Fact 2-1:**  
Local officials will work with the state to assure that all measures are taken to protect the public.

**Supporting Fact 2-2:**  
CDC will provide experts to assist with isolation efforts.

**Supporting Fact 2-3:**  
The public has a duty to help prevent the spread of disease by following directions provided by state and local health officials.

**Key Message/Fact 3:**  
If you are sick, then seek medical advice.

**Supporting Fact 3-1:**  
Stay at home until told to do otherwise.

**Supporting Fact 3-2:**  
Limit contact with others.

**Supporting Fact 3-3:**  
Pay close attention to the news (TV, radio, Internet)

# Isolation & Quarantine Facts

## For More Information:

### **Centers for Disease Control & Prevention, Toll-Free:**

1-800-CDC-INFO (232-4636)

1-888-232-6348 TTY

E-mail: [cdcinfo@cdc.gov](mailto:cdcinfo@cdc.gov)

Clinician Info:  
877-554-4625

You can also visit the CDC Web site for the latest information about Isolation & Quarantine

### **Centers for Disease Control & Prevention:**

[www.cdc.gov/ncidod/dq/isolationquarantine.htm](http://www.cdc.gov/ncidod/dq/isolationquarantine.htm)

**If you have a disability and need this document in an alternate format, call (971) 673-1222 (971) 673-0372 TTY**

2/29/08

## Introduction

To contain the spread of a contagious illness, public health authorities rely on many strategies. Two of these strategies are isolation and quarantine. Both are common public health practices, and both aim to lessen the likelihood that persons with an infection will spread it to others. Both may be undertaken voluntarily or compelled by public health authorities. The two strategies differ in that isolation applies to persons who are known to have an illness, and quarantine applies to those who have been exposed to an illness but who may or may not become ill.

## Isolation: for people who are ill

- Isolation refers to the separation of persons who have a specific infectious illness from those who are healthy. Isolation allows for the treatment of ill persons, and it protects healthy people from getting sick.
- People in isolation may be cared for in their homes, in hospitals, or in designated healthcare facilities. In most cases, isolation is voluntary; however, federal, state and local health officials have authority to compel isolation of sick people to protect the public.

## Quarantine: for people who have been exposed but are not ill

- Quarantine refers to the separation and restriction of movement of persons who, while not yet ill, have been exposed to an infectious agent and therefore may become infectious.
- Oregon has the authority to declare and enforce quarantine within its borders. The Centers for Disease Control and Prevention (CDC), through its Division of Global Migration and Quarantine, also is empowered to detain, medically examine, or conditionally release persons suspected of carrying certain communicable diseases.
- Implementing isolation and quarantine measures requires the trust and participation of the public, who must be informed about the dangers of contagious diseases subject to quarantine before an outbreak, as well as during an actual event.

## Examples of the Use of Isolation & Quarantine

- Isolation is a standard procedure used in hospitals today for patients with tuberculosis (TB) and certain other infectious diseases.
- During the 2003 global SARS outbreak, patients in the United States were isolated until they were no longer infectious. This practice allowed patients to receive appropriate care, and it helped contain the spread of the illness. Seriously ill patients were cared for in hospitals. Persons with mild illness were cared for at home. Persons being cared for at home were asked to avoid contact with other people and to remain at home until 10 days after the resolution of fever, provided respiratory symptoms were absent or improving. The CDC advised persons who were exposed but not symptomatic to quarantine themselves (i.e. stay at home), monitor themselves for symptoms and seek medical evaluation if symptoms appeared. This was effective in controlling the spread of disease.

# Handwashing Facts for the Public

## For More Information:

### Oregon Public Health Hotline:

1-800-978-3040, Toll-Free  
503-872-6900, Portland-metro

### Oregon Poison Center:

1-800-222-1222, Toll-Free

### Centers for Disease Control & Prevention, Toll-Free:

1-800-CDC-INFO (232-4636)

1-888-232-6348 TTY

E-mail: [cdcinfo@cdc.gov](mailto:cdcinfo@cdc.gov)

<http://www.cdc.gov/cleanhands/>

**If you have a  
disability and need  
this document in an  
alternate format, call**

**(971) 673-1222**

**(971) 673-0372 TTY**

2/26/08

## Introduction

- Keeping your hands clean is one of the best ways to keep from getting sick and spreading illnesses.
- Cleaning your hands gets rid of germs you pick up from other people, from the surfaces you touch, and from the animals you come in contact with.
- Washing your hands with soap and water is the best way to clean your hands. If soap and water are not available, you can use an alcohol-based product, such as a gel or liquid sanitizer.

## When to wash your hands

- Before eating.
- Before preparing food.
- After you use the bathroom.
- After changing a diaper or cleaning up a child who has gone to the bathroom.
- Before and after caring for someone who is sick.
- After handling uncooked foods, especially raw meat, poultry or fish.
- After blowing your nose, coughing or sneezing.
- After handling an animal, their toys, leashes, or waste.
- After handling garbage.
- Before and after treating a cut or wound.
- Whenever your hands look dirty.

## Washing with soap and water

- Wet your hands and apply liquid, bar, or powder soap. Use warm water if possible.
- Rub your hands together vigorously to make a lather.
- Wash your wrists, palm, backs of hands, fingers, and under the fingernails.
- Continue rubbing your hands for 20 seconds. It takes that long to remove stubborn germs. To time yourself, imagine singing "Happy Birthday" all the way through—twice.
- Rinse your hands under running water.
- Dry your hands well using a clean towel or air dryer. Using a towel helps remove germs.
- If possible, use a paper towel to turn off the faucet and open the door. Then throw it in the trash.

## Using alcohol-based products

- Using soap and water is the best way to wash your hands. If soap and water are not available, you can use alcohol-based products that are made for cleaning hands.
  - Pour the product into the palm of one hand and rub hands together.
  - Make sure all parts of your hands and fingers are covered with a generous amount of product.
  - Continue rubbing until your hands are dry.

# Coping with a Disease Outbreak

## For More Information:

### Oregon Public Health Emergency Statewide Toll-Free Hotline:

1-800-978-3040  
Portland-metro Area:  
503-872-6900

### Centers for Disease Control & Prevention, Toll-Free:

1-800-CDC-INFO (232-4636)  
1-888-232-6348 TTY  
E-mail: [cdcinfo@cdc.gov](mailto:cdcinfo@cdc.gov)

You can also visit the following  
Web sites for the latest  
information:

**Oregon Department of  
Human Services:** [www.  
OregonHealthEmergency.org](http://www.OregonHealthEmergency.org)

**Centers for Disease  
Control & Prevention:**  
[www.PandemicFlu.gov](http://www.PandemicFlu.gov)

**If you have a  
disability and need  
this document in an  
alternate format, call  
(971) 673-1222  
(971) 673-0372 TTY**

3/31/08

The threat of a serious disease outbreak understandably leads to fears and anxiety. People react in their own ways to crisis in their lives and have their own style of coping.

Most likely you will successfully cope emotionally by applying your own natural resiliency. Knowing what to expect, how to prepare yourself and where to find needed information can help strengthen resilience.

### **What to expect:**

- Learn more about the outbreak and preparedness by seeking information from reputable sources, such as state and local public health or the Centers for Disease Control and Prevention.
- Stay informed about the local status of the event by listening to, reading, or watching news reports.
- Follow news broadcasts regarding public services that may close and will require you to plan ahead.

### **Prepare yourself by strengthening your own natural resilience:**

- Stay in touch with your support network – friends and family. In a serious disease outbreak or other disaster you can let others know of your well-being by registering on the American Red Cross Safe and Well website at <http://disastersafe.redcross.org/>.
- Identify and take action on your goals – be decisive in protecting and preparing yourself and your loved ones. Taking control when appropriate has a positive effect on emotional well-being.
- Nurture a positive self-view; it will help you feel empowered to follow through on your decisions.
- Think back on past difficult situations and how you coped. What worked well? What did not? Are there other ways you might successfully cope when feeling overstressed?

If you or your loved ones have difficulty with coping, referrals for professional help can be found anywhere in the country by contacting the U. S. National Mental Health Information Center at:

<http://www.mentalhealth.samhsa.gov/databses/>.

# Home Care in a Pandemic

## For More Information:

### **Centers for Disease Control & Prevention, Toll-Free:**

1-800-CDC-INFO (232-4636)

1-888-232-6348 TTY

E-mail: [cdcinfo@cdc.gov](mailto:cdcinfo@cdc.gov)

Clinician Info:

877-554-4625

You can also visit the following  
Web sites for the latest  
information on influenza:

### **Oregon Department of Human Services:**

[http://www.oregon.gov/DHS/ph/  
spotlight/panflu/index.shtml](http://www.oregon.gov/DHS/ph/spotlight/panflu/index.shtml)

### **US Department of Health and Human Services:**

[www.pandemicflu.gov](http://www.pandemicflu.gov)

### **World Health Organization:**

[www.who.int/csr/disease/  
influenza/pandemic10things/  
en/index.html](http://www.who.int/csr/disease/influenza/pandemic10things/en/index.html)

## Introduction

- As with normal seasonal influenza, most patients who become ill in a pandemic can be cared for at home by a family member and will not need direct care from a healthcare provider or need to be hospitalized.
- Successfully caring for those who are ill will require some common-sense measures to prevent the spread of illness.

## Controlling the Spread of Disease

- People who are sick should:
  - Stay at home
  - Cover their mouth and nose when coughing and sneezing to prevent the illness from spreading
  - If possible, stay away from others in the household.
- One person in the house should take care of those who are ill by providing for their basic needs and making sure they get enough to drink. If possible this should be someone who does not have an underlying condition that places them at increased risk of severe influenza disease.
- If possible, have the patient or caregiver wear a surgical mask may help protect the caregiver from becoming ill.
- Everyone in the house needs to help keep illness from spreading by washing their hands frequently with soap and water or using an alcohol-based hand cleaner.
- Persons who have not been exposed to pandemic influenza and who are not essential for patient care or support should not enter the home while persons are actively ill with pandemic influenza.

### Local Health Departments

Baker .....	541-523-8211
Benton .....	541-766-6835
Clackamas.....	503-655-8430
Clatsop .....	503-325-8500
Columbia .....	503-397-4651
Coos .....	541-756-2020
.....	ext. 510
Crook.....	541-447-5165
Curry.....	541-247-3300
Deschutes .....	541-322-7400
Douglas .....	800-234-0985
Gilliam .....	541-384-2061
Grant .....	541-575-0429
Harney.....	541-573-2271
Hood River .....	541-386-1115
Jackson .....	541-774-8209
Jefferson.....	541-475-4456
Josephine .....	541-474-5325
Klamath .....	541-882-8846
Lake.....	541-947-6045
Lane .....	541-682-4041
Lincoln .....	541-265-4112
Linn.....	541-967-3888
Malheur .....	541-889-7279
Marion .....	503-584-4870
Morrow .....	541-676-5421
Multnomah.....	503-988-3674
Polk .....	503-623-8175
Sherman.....	541-506-2600
Tillamook .....	503-842-3900
Umatilla .....	541-278-5432
Union .....	541-962-8801
Wallowa.....	541-426-4848
Wasco .....	541-506-2600
Washington .....	503-846-8881
Wheeler.....	541-763-2725
Yamhill.....	503-434-7525

**If you have a disability and need this document in an alternate format, call (971) 673-1222 (971) 673-0372 TTY**

3/31/08

### **Keeping Things Clean**

- Although it's not necessary to separate dishes and eating utensils used by the patient, these should not be shared until they have been washed either in a dishwasher or by hand with warm water and soap.
- Care should be used when handling soiled laundry used by the patient (i.e., avoid "hugging" the laundry and wash your hands after handling). It is not necessary to separate soiled linen and laundry used by a patient with influenza from other household laundry. Laundry can be washed in a standard washing machine with warm or cold water and detergent.
- Tissues used by the ill patient should be placed in a bag and disposed with other household waste. Consider placing a bag for this purpose at the bedside. Wash hands after disposing of trash or handling items used by the patient.
- Use normal cleaning procedures for surfaces in the home.

### **Treatment**

- Call the public health hotline or your healthcare provider if the patient has difficulty breathing or bluish discoloration around the mouth, feels pain or pressure around the chest, has convulsions, does not respond, shows signs of dehydration, or does not improve.
- For fever, sore throat and general discomfort, adults may use ibuprofen or acetaminophen.
- Children and teenagers with influenza should not take aspirin or products that contain aspirin. This can cause a life-threatening illness called Reye's syndrome.
- Household members should watch closely for the development of influenza symptoms and contact a telephone hotline or medical care provider if symptoms occur.
- The patient should avoid drinking alcohol and use of tobacco. Smoking should not be allowed in the home.

# Información sobre la gripe aviar

## Para más información:

### Llame gratis a los Centros para el Control y la Prevención de Enfermedades:

1-800-CDC-INFO (232-4636)

1-888-232-6348 TTY

Correo electrónico:

[cdcinfo@cdc.gov](mailto:cdcinfo@cdc.gov)

También puede visitar las siguientes páginas en Internet para ver los últimos anuncios de precaución para viajeros y la información actualizada sobre la gripe aviar.

### **Departamento de Servicios Humanos de Oregon:**

[http://oregon.gov/DHS/ph/  
acd/flu/zooflu.shtml](http://oregon.gov/DHS/ph/acd/flu/zooflu.shtml)

### **Centros para el Control y la Prevención de Enfermedades:**

[www.cdc.gov/flu/avian/  
index.htm](http://www.cdc.gov/flu/avian/index.htm)

### **Organización Mundial de la Salud:**

[www.who.int/csr/disease/  
avian\\_influenza/en/](http://www.who.int/csr/disease/avian_influenza/en/)

### **Departamento de Agricultura de los EE.UU.:**

[http://www.aphis.usda.gov/  
vs/birdbiosecurity/](http://www.aphis.usda.gov/vs/birdbiosecurity/)

## Introducción

- Existen muchos tipos de gripe aviar. Algunos tipos de gripe aviar son leves, pero otros pueden enfermar gravemente tanto a las aves silvestres como domésticas.
- Cuando las aves de corral que las personas crían contraen la gripe aviar, tales como pollos, pavos o patos, éstas se enferman gravemente y muchas mueren.
- Actualmente existe un tipo de gripe aviar mortal que está atacando a las aves en muchos lugares del mundo, incluyendo Asia, África y Europa. Desde 1997, millones de aves murieron o fueron matadas para prevenir que esta enfermedad se propague a otras aves en el resto del mundo.
- Algunos tipos de gripe aviar pueden atacar a las personas. Hasta el momento no son muchas las personas que han contraído este tipo de gripe aviar mortal. Según el tipo de gripe aviar, las personas pueden sufrir una enfermedad leve o enfermarse de gravedad y morir.
- Desde diciembre de 2003 más de 300 personas contrajeron la enfermedad y más de 200 murieron. Todas las personas que se enfermaron habían tenido contacto directo con aves enfermas.
- Este tipo de gripe aviar todavía no llegó a Norteamérica.

## Riesgos para las personas

- Las personas que se enfermaron con la gripe aviar mortal han estado en contacto directo con aves enfermas.
- No se cree que la gripe aviar sea contagiosa de persona a persona, pero algunos científicos temen que esto podría convertirse en un nuevo tipo que se contagie fácilmente de una persona a otra.
- Esto podría ocasionar un brote mundial de gripe en las personas, el cual le llaman "pandemia."
- El riesgo actual de que los Norteamericanos se contagien de este brote de gripe aviar mortal que ocurrió en otras partes del mundo es bajo. Este tipo de gripe aviar todavía no se ha detectado en los Estados Unidos, y tampoco se han encontrado casos de personas con este tipo de gripe aviar en este país. Sin embargo, es posible que las personas que viajan a países donde hay gripe aviar podrían enfermarse si entran en contacto directo con aves enfermas.

## **Departamentos de Salud**

### **locales:**

Baker .....	541-523-8211
Benton .....	541-766-6835
Clackamas.....	503-655-8430
Clatsop .....	503-325-8500
Columbia .....	503-397-4651
Coos .....	541-756-2020
.....	ext. 510
Crook.....	541-447-5165
Curry.....	541-247-3300
Deschutes .....	541-322-7400
Douglas .....	800-234-0985
Gilliam .....	541-384-2061
Grant .....	541-575-0429
Harney.....	541-573-2271
Hood River .....	541-386-1115
Jackson .....	541-774-8209
Jefferson.....	541-475-4456
Josephine .....	541-474-5325
Klamath .....	541-882-8846
Lake.....	541-947-6045
Lane .....	541-682-4041
Lincoln .....	541-265-4112
Linn.....	541-967-3888
Malheur .....	541-889-7279
Marion .....	503-584-4870
Morrow .....	541-676-5421
Multnomah.....	503-988-3674
Polk .....	503-623-8175
Sherman.....	541-506-2600
Tillamook .....	503-842-3900
Umatilla .....	541-278-5432
Union .....	541-962-8801
Wallowa.....	541-426-4848
Wasco .....	541-506-2600
Washington .....	503-846-8881
Wheeler .....	541-763-2725
Yamhill.....	503-434-7525

**Si tiene alguna discapacidad y necesita este documento en diferente formato, llame al:**  
**(971) 673-1222**  
**(971) 673-0372 TTY**

(Bird Flu Fact Sheet Spanish12-11-07)

- Si usted cría aves, tenga cuidado de observar cualquier señal de enfermedad en sus aves. Mantenga todo limpio y no permita que otras personas entren en contacto con sus aves.
- Si sus aves se enferman, llame gratis a los Servicios Veterinarios del USDA al 1-866-536-7593 para averiguar por qué están enfermas.

### **Síntomas**

- Los síntomas de la gripe aviar en las personas van desde los síntomas típicos de una gripe común (tales como fiebre, tos, dolor de garganta y muscular) hasta infecciones en los ojos, dificultad para respirar, diarrea, lesión cerebral y otros problemas graves que ponen la vida en peligro).

### **Cómo controlar la propagación de la enfermedad**

- Actualmente, los Centros para el Control y la Prevención de Enfermedades (*Centers for Disease Control & Prevention* o CDC) recomiendan a las personas que viajan a países donde hay una epidemia de gripe aviar evitar acercarse a granjas o a mercados donde crían o tienen aves. Evitar el contacto con excremento de aves y lavarse las manos con frecuencia.
- Use las jaleas con alcohol para lavarse las manos sin agua, cuando no haya agua y jabón y cuando las manos no parezcan sucias.
- Cuando esté planificando un viaje al exterior, visite la página de Internet o llame a la línea de información al público del CDC al 1-888-246-2675 para ver los últimos anuncios de precaución para viajeros.
- Los gérmenes de la gripe aviar mueren con el calor. Cocine bien todos los alimentos, incluyendo aves, huevos y sangre de aves.
- Cuando regrese del viaje, observe su propia salud durante 10 días.
- Si le da fiebre y tiene tos o dificultad para respirar durante este período de 10 días, consulte a su médico, avísele sobre su viaje y dígame si visitó granjas de aves o tuvo contacto directo con personas con gripe aviar, con animales en mercados de aves vivas o con excrementos de aves u otros animales.
- Si usted no se siente bien, lávese las manos con frecuencia y cúbrase la boca con un pañuelo al toser o estornudar. Evite tocar o besar a sus amigos o familiares, evite reuniones públicas y manténganse a una distancia prudente (más de 3 pies) de otras personas para evitar propagar su enfermedad.
- La propagación de la gripe aviar no está limitada a ninguna área del mundo o grupo de personas. Cualquiera puede contraer la gripe aviar.

### **Tratamiento**

- El tratamiento para las personas con gripe aviar es cuidado con apoyo.
- Las medicinas conocidas como “antivirales” pueden ayudar a las personas a no enfermarse más que con una gripe común, pero estas medicinas no siempre están disponibles.
- En la actualidad no hay una vacuna para proteger a las personas contra la gripe aviar. Sin embargo, las empresas farmacéuticas están trabajando para obtener este tipo de vacuna contra la gripe aviar en las personas.

# Bird Flu Facts

## For More Information:

**Centers for Disease Control & Prevention, Toll-Free:**  
1-800-CDC-INFO (232-4636)  
1-888-232-6348 TTY  
E-mail: [cdcinfo@cdc.gov](mailto:cdcinfo@cdc.gov)

You can also visit the following Web sites for the latest travel advisories and updated information on avian influenza:

**Oregon Department of Human Services:**  
<http://oregon.gov/DHS/ph/acd/flu/zooflu.shtml>

**Centers for Disease Control & Prevention:**  
[www.cdc.gov/flu/avian/index.htm](http://www.cdc.gov/flu/avian/index.htm)

**World Health Organization:**  
[www.who.int/csr/disease/avian\\_influenza/en/](http://www.who.int/csr/disease/avian_influenza/en/)

**US Department of Agriculture:**  
<http://www.aphis.usda.gov/vs/birdbiosecurity/>

or call your local public health department at one of the numbers listed on the back side of this fact sheet:

## Introduction

- There are many different kinds of bird flu. Some types of bird flu are mild, but others make both wild and tame birds very sick.
- When birds that people raise, such as chickens, turkeys or ducks, catch the bird flu they become very sick and many die.
- Right now there is a very deadly type of bird flu making birds sick in many parts of the world, including Asia, Africa and Europe. Since 1997 millions of birds have died or been killed to prevent the spread of this sickness to birds around the world.
- Some types of bird flu can make people sick. At this time, human sickness with this deadly type of bird flu has not been common. Depending upon the type of bird flu, people can get mildly sick or get very sick and die.
- Since December 2003 more than 300 people have become sick and more than 200 have died. All of the people who have gotten sick have had close contact with sick birds.
- This type of bird flu is not yet in North America.

## Risks to People

- The people who have become sick with the deadly bird flu have been in close contact with sick birds.
- The bird flu is not believed to spread from person to person, but some scientists fear it could change into a deadly new type that spreads easily from one person to another.
- This could cause a worldwide flu outbreak among people, which is called a "pandemic."
- The current risk to Americans from the deadly bird flu outbreak in other parts of the world is low. This type of bird flu has not been found in the United States and there have been no human cases of this type of bird flu in the United States. However, it is possible that people who travel to countries where there is bird flu could get sick if they come into close contact with sick birds.
- If you raise birds, be careful to watch for signs of sickness in your birds. Keep things clean and don't allow people to come into contact with your birds.
- If your birds get sick, call USDA's Veterinary Services toll-free at 1-866-536-7593 to find out why.

### **Local Health Departments**

Baker .....	541-523-8211
Benton .....	541-766-6835
Clackamas.....	503-655-8430
Clatsop .....	503-325-8500
Columbia .....	503-397-4651
Coos .....	541-756-2020
.....ext. 510	
Crook.....	541-447-5165
Curry.....	541-247-3300
Deschutes .....	541-322-7400
Douglas .....	800-234-0985
Gilliam .....	541-384-2061
Grant .....	541-575-0429
Harney.....	541-573-2271
Hood River .....	541-386-1115
Jackson .....	541-774-8209
Jefferson.....	541-475-4456
Josephine.....	541-474-5325
Klamath .....	541-882-8846
Lake.....	541-947-6045
Lane .....	541-682-4041
Lincoln .....	541-265-4112
Linn.....	541-967-3888
Malheur .....	541-889-7279
Marion .....	503-584-4870
Morrow .....	541-676-5421
Multnomah.....	503-988-3674
Polk .....	503-623-8175
Sherman.....	541-506-2600
Tillamook.....	503-842-3900
Umatilla .....	541-278-5432
Union .....	541-962-8801
Wallowa.....	541-426-4848
Wasco .....	541-506-2600
Washington .....	503-846-8881
Wheeler.....	541-763-2725
Yamhill.....	503-434-7525

**If you have a disability and need this document in an alternate format, call (971) 673-1222 (971) 673-0372 TTY**

### **Symptoms**

- The symptoms of bird flu in people range from typical flu-like symptoms (such as fever, cough, sore throat and muscles), to eye infections, difficulty breathing, diarrhea, brain disease and other serious and life-threatening problems.

### **Controlling the Spread of Disease**

- The Centers for Disease Control & Prevention (CDC) currently advises travelers to countries with known outbreaks of bird flu to avoid bird farms and markets where live birds are raised or kept. Avoid touching bird droppings and wash your hands often.
- Use waterless alcohol-based hand gels when soap and water are not available and when hands do not look dirty.
- When planning an overseas trip, check the CDC Web site or call their public information hotline at 1-800-232-4636 for the latest travel advice.
- Bird flu germs are destroyed by heat. Thoroughly cook all foods, including birds, eggs and bird blood.
- After you return from travel, watch your own health for 10 days.
- If you become sick with fever and develop a cough or difficulty breathing during this 10-day period, be sure to tell your healthcare provider about your travel and whether you visited bird farms or came into close contact with someone who had been diagnosed with bird flu, or with animals in live bird markets, or with any droppings from birds or other animals.
- If you are not feeling well, wash your hands frequently and cover your mouth with a tissue when you cough or sneeze. Avoid touching or kissing friends and family members, avoid public gatherings, and stay a safe distance (more than three feet) away from other people to avoid spreading your sickness.
- The spread of bird flu is not limited to any one area of the world, or group of people. Anyone can get the bird flu.

### **Treatment**

- Supportive care is the treatment for bird flu in people.
- Drugs called “antivirals” can help people keep from getting as sick for as long as they normally would with the flu, but these may not be available.
- There currently is no flu shot to protect people against the bird flu. However, drug companies are working to make a flu shot for bird flu in people.

# H5N1 Avian Influenza Facts

## For More Information:

### **Centers for Disease Control & Prevention, Toll-Free:**

1-800-CDC-INFO (232-4636)

1-888-232-6348 TTY

E-mail: [cdcinfo@cdc.gov](mailto:cdcinfo@cdc.gov)

Clinician Info:

1-877-554-4625

You can also visit the following Web sites for the latest travel advisories and updated information on avian influenza:

### **Oregon Department of Human Services:**

<http://oregon.gov/DHS/ph/acd/flu/zooflu.shtml>

### **Centers for Disease Control & Prevention:**

[www.cdc.gov/flu/avian/index.htm](http://www.cdc.gov/flu/avian/index.htm)

### **World Health Organization:**

[www.who.int/csr/disease/avian\\_influenza/en/](http://www.who.int/csr/disease/avian_influenza/en/)

### **US Department of Agriculture:**

<http://www.aphis.usda.gov/vs/birdbiosecurity/>

**or call your local public health department at one of the numbers listed on the back side of this fact sheet:**

## Introduction

- There are many different strains of avian influenza, or “bird flu” that occur naturally in wild birds. There are a few strains known to cause severe illness in birds.
- When domesticated poultry such as chickens and turkeys are infected with these strains they become very sick and many die.
- There is currently a strain of avian influenza called H5N1 that causes severe disease in domesticated poultry. Since 1997 the H5N1 virus has caused outbreaks of disease in poultry throughout SE Asia, Africa and Europe. Millions of birds have died or have been culled due to the disease.
- Some strains of avian influenza are known to cause illness in people. To date, human infection with avian influenza has not been common. Depending upon the strain of virus, human disease can range from very mild to severe respiratory disease and death.
- Since December 2003 there have been more than 300 reported human cases of H5N1 avian influenza and more than 200 deaths. All human cases have occurred in people who had close contact with infected poultry.
- To date, there have been no reports of this strain of H5N1 avian influenza in birds or humans in North America.

## Risks to Humans

- The people in who have become sick with H5N1 avian influenza have been those with close contact with infected poultry. Spread of the virus from person to person has been rare.
- Current concerns about avian influenza are frequently linked with pandemic influenza. Pandemic influenza is any form of influenza virus that causes a global outbreak of disease. If avian influenza were to develop the ability to spread easily from person to person, it would have the potential to cause a pandemic. It is not known whether this will happen.
- The current risk to Americans from the H5N1 avian influenza outbreak is low. This strain of the virus has not been found in the United States. There have been no human cases of H5N1 avian influenza in the United States. However, it is possible that travelers to affected countries could become infected.

## Local Health Departments

Baker .....	541-523-8211
Benton .....	541-766-6835
Clackamas.....	503-655-8430
Clatsop .....	503-325-8500
Columbia .....	503-397-4651
Coos .....	541-756-2020
.....	ext. 510
Crook.....	541-447-5165
Curry.....	541-247-3300
Deschutes .....	541-322-7400
Douglas .....	800-234-0985
Gilliam .....	541-384-2061
Grant .....	541-575-0429
Harney.....	541-573-2271
Hood River .....	541-386-1115
Jackson .....	541-774-8209
Jefferson.....	541-475-4456
Josephine .....	541-474-5325
Klamath .....	541-882-8846
Lake.....	541-947-6045
Lane .....	541-682-4041
Lincoln .....	541-265-4112
Linn.....	541-967-3888
Malheur .....	541-889-7279
Marion .....	503-584-4870
Morrow .....	541-676-5421
Multnomah.....	503-988-3674
Polk .....	503-623-8175
Sherman.....	541-506-2600
Tillamook .....	503-842-3900
Umatilla .....	541-278-5432
Union .....	541-962-8801
Wallowa.....	541-426-4848
Wasco .....	541-506-2600
Washington .....	503-846-3594
Wheeler.....	541-763-2725
Yamhill.....	503-434-7525

**If you have a disability and need this document in an alternate format, call (971) 673-1222 (971) 673-0372 TTY**

2/29/08

## Symptoms

- The symptoms of avian influenza in people range from typical flu-like symptoms (such as fever, cough, sore throat and muscle aches), to eye infections, pneumonia, acute respiratory distress, diarrhea, brain disease and other severe and life-threatening complications.

## Protecting Yourself from Avian Influenza

- When planning an international trip, check the CDC Web site or call their public information hotline at 1-800-232-4636 for the latest travel advice.
- The Centers for Disease Control & Prevention (CDC) currently advises travelers to countries with known outbreaks of avian influenza to avoid poultry farms and bird markets where live poultry are raised or kept. Avoid any surfaces that appear to be contaminated with poultry feces or secretions.
- Wash your hands frequently. Use waterless alcohol-based hand gels when soap and water are not available and when hands are not visibly soiled.
- Influenza virus is destroyed by heat. Thoroughly cook all foods, including poultry, eggs and poultry blood.
- After return from travel, monitor your health for 10 days.
- If you become ill with fever and develop a cough or difficulty breathing during this 10-day period, be sure to tell your healthcare provider about your travel and whether you visited poultry farms or came into close contact with someone who had been diagnosed with avian influenza, or with animals in live bird markets, or any surfaces that appeared to be contaminated with droppings from poultry or other animals.
- If you are not feeling well, wash your hands frequently and cover your mouth with a tissue when you cough or sneeze. Avoid touching or kissing friends and family members, avoid public gatherings, and stay a safe distance (more than three feet) away from other people to avoid spreading your illness.
- The spread of avian influenza is not limited to any one geographic area, nor is it linked to a particular ethnic group. Any individual, regardless of their cultural identity or background can get the flu.

## Treatment

- Antiviral drugs and supportive care have been used to treat patients in developing countries where the rare human cases have occurred, but the death rate is still high. The quality of healthcare available in the US could potentially save more lives.
- There currently is no vaccine to protect humans against the H5N1 avian influenza virus that is being seen in other parts of the world. However, vaccine development efforts are underway.

## **H5N1 Avian Influenza (bird flu) FAQs**

### **What is avian flu?**

Avian flu is a type of influenza that occurs naturally among wild birds. A few of these strains have caused severe disease in poultry. One such strain, an H5N1 virus, has caused outbreaks in poultry throughout SE Asia, Africa and Europe since 1997.

### **Is avian flu a threat to humans?**

There have been reports of about 200 instances where humans contracted avian flu from direct contact with infected domesticated birds. Of those, about half have died. Currently, avian flu is rarely—if ever—transmitted from person-to-person but if the virus changes to allow that to happen, a pandemic could occur because humans lack immunity to H5N1 influenza.

### **Is it safe to eat poultry?**

H5N1 has not been detected in the United States and our country bans imports of poultry from areas that have been affected with H5N1. Influenza virus is destroyed by heat, so normal cooking (so food temperature reaches 160° F in all parts) will kill the virus.

### **What are the symptoms of human avian flu?**

They are similar for other influenza viruses—fever, body ache, cough and extreme fatigue, but can be more severe—some child victims have had diarrhea and coma.

### **What is government doing to prepare for avian flu?**

Federal and state agricultural agencies are conducting ongoing poultry surveillance and plans are in place for how to contain the disease if it were detected. Those plans include disposal of dead birds and protecting workers. Federal and state wildlife agencies have begun surveillance for H5N1 in migratory birds in some areas of the US and are in the process of expanding this to more areas.

### **Is the medical care community educated and prepared for human avian flu?**

The infectious disease and infection control communities at Oregon hospitals are informed, and educational efforts for other clinicians are on-going.

**Is there a vaccine against avian flu?**

Vaccine for H5N1 in poultry is not used in the United States. The best way to control the spread of disease in poultry is to euthanize and properly dispose of affected flocks. State and federal agriculture agencies have plans in place to address this, if necessary.

In the case of human H5N1 avian influenza, clinical trials are underway, but vaccine is not yet available.

**What are the treatment protocols for people who have avian flu?**

There is no specific cure for H5N1 avian influenza in people and the mortality rate is high. Patients with suspected or proven H5N1 receive supportive care in the hospital in a manner that protects other patients, visitors and hospital staff from becoming infected. If there were human cases in the US, in addition to receiving comprehensive medical care, patients with H5N1 would likely receive influenza antiviral medications to lessen the severity of the disease.

**If there's no vaccine, what can I do to protect myself?**

Currently, there is no H5N1 influenza in North America. People should take standard precautions to protect themselves from illness by practicing good personal hygiene and health habits.

The federal Centers for Disease Control and Prevention does not currently recommend that the public avoid travel to countries affected by H5N1. However, during travel to an affected area, you should avoid contact with poultry and any place where live poultry are raised or kept, such as poultry farms and live bird markets.

**Important clarification regarding pandemic influenza and avian influenza:**

Current concerns about avian influenza are frequently linked with pandemic influenza because of the potential for it to become transmissible in the human population. We do not know if that will happen or if it will evolve into a pandemic.

# Use of Antivirals Facts

## For More Information:

### Centers for Disease Control & Prevention, Toll-Free:

1-800-CDC-INFO (232-4636)

1-888-232-6348 TTY

E-mail: [cdcinfo@cdc.gov](mailto:cdcinfo@cdc.gov)

Clinician Info:  
877-554-4625

You can also visit the following  
Web sites for the latest  
information on antivirals:

### **Centers for Disease Control & Prevention:**

[www.cdc.gov/flu/about/  
qa/antiviral.htm](http://www.cdc.gov/flu/about/qa/antiviral.htm)

### **World Health Organization:**

[www.who.int/csr/disease/  
avian\\_influenza/antivirals  
2005\\_11\\_3/en/](http://www.who.int/csr/disease/avian_influenza/antivirals/2005_11_3/en/)

**or call your local public health  
department at one of the  
numbers listed on the back  
side of this fact sheet:**

## Introduction

- Vaccination is the best way to prevent the influenza and its complications. Antiviral medications are no substitute for vaccination, but they may help prevent and treat influenza in some circumstances.
- Antivirals are most often used to control flu outbreaks in nursing homes, hospital wards, or other places where people at high risk for complications from flu are in close contact with each other. These drugs also have been used on cruise ships or similar settings to control outbreaks of the flu.
- Two antiviral drugs (zanamivir and oseltamivir) are recommended for preventing or treating the flu.
- When used for prevention, they are about 70% to 90% effective for preventing illness in healthy adults.
- If taken within two days of getting sick, antivirals can reduce the symptoms of the flu and shorten the time people are sick by one or two days. They also can make those who are ill less contagious to others.

## Use of Antivirals

- Both flu vaccine and antivirals may be used in the event of an outbreak. For example, during an outbreak in a nursing home, residents and staff are vaccinated—and then given antivirals to prevent flu until the vaccine takes effect (about 2 weeks).
- When considering antivirals, it's important to remember that most healthy people recover from the flu without complications.

## Who Should Get Antiviral Drugs?

- **For Treatment:** If you get sick with flu-like symptoms this season, your doctor first may give you a test to find out whether you have influenza. Symptoms include fever (usually high), headache, tiredness, a sore throat and dry cough, nasal congestion and body aches. Your doctor also will consider a number of things before making a treatment decision, such as your risk of complications from flu.
- **For Prevention:** In the event of a flu outbreak in a home, institution, or community, your doctor may recommend antivirals as a preventive measure, especially if you are at high risk for complications from the flu. Also, if you are in close contact with someone who is considered at high risk for complications from flu, you may be given antiviral drugs to prevent passing flu to the high-risk person.

## Local Health Departments

Baker .....	541-523-8211
Benton .....	541-766-6835
Clackamas.....	503-655-8430
Clatsop .....	503-325-8500
Columbia .....	503-397-4651
Coos .....	541-756-2020
.....	ext. 510
Crook.....	541-447-5165
Curry.....	541-247-3300
Deschutes .....	541-322-7400
Douglas .....	800-234-0985
Gilliam .....	541-384-2061
Grant .....	541-575-0429
Harney.....	541-573-2271
Hood River .....	541-386-1115
Jackson .....	541-774-8209
Jefferson.....	541-475-4456
Josephine .....	541-474-5325
Klamath .....	541-882-8846
Lake.....	541-947-6045
Lane .....	541-682-4041
Lincoln .....	541-265-4112
Linn.....	541-967-3888
Malheur .....	541-889-7279
Marion .....	503-584-4870
Morrow .....	541-676-5421
Multnomah.....	503-988-3674
Polk .....	503-623-8175
Sherman.....	541-506-2600
Tillamook .....	503-842-3900
Umatilla .....	541-278-5432
Union .....	541-962-8801
Wallowa.....	541-426-4848
Wasco .....	541-506-2600
Washington .....	503-846-8881
Wheeler.....	541-763-2725
Yamhill.....	503-434-7525

**If you have a disability and need this document in an alternate format, call (971) 673-1222 (971) 673-0372 TTY**

## **Misuse of Antivirals**

- Recent outbreaks of bird flu in Asia, Africa and Europe, and predictions of a potential future pandemic have prompted some individuals to seek prescriptions of certain brands of antiviral drugs, such as Tamiflu® (oseltamivir) and Relenza® (zanamivir) "just in case," however, this is discouraged.
- Antivirals are prescription medications with potentially serious side effects and must be taken according to your doctor's instructions to be effective.
- Indiscriminate and inappropriate use of antivirals may promote the growth and spread of drug-resistant influenza viruses, rendering the currently available drugs ineffective.
- Antiviral drugs are effective only against influenza viruses. They will not help reduce symptoms associated with the common cold or many other flu-like illnesses caused by viruses that circulate in the winter.
- All of the available antiviral drugs differ regarding who can take them, how they are given, appropriate dose based on age or medical conditions, and side effects. Your doctor will help decide whether you should get antivirals and which one is right for you.

## **Government Stockpiling of Antiviral Medications**

- The United States has a limited supply of influenza antiviral medications in the Strategic National Stockpile (SNS) for emergency situations. The U.S. Department of Health and Human Services (HHS) will continue to procure additional supplies of antiviral medications. Some of this supply will be held in reserve in the event of an influenza pandemic.
- Some experts believe that, should a pandemic strain emerge, antivirals might help to slow its spread and buy time to produce vaccines against the new virus.

# **SUBTAB 2-B-1.7**

## **INFLUENZA VACCINATION ADVERSE EVENT**

### **COMMUNICATION PLAN**

# Influenza Vaccination Adverse Event Communication Plan

## (Life-threatening Reactions or Vaccine-Associated Death)

### Situation

The state of Oregon receives an official report concerning any of the following adverse events related to antiviral or influenza vaccination:

- A member of the public is experiencing a serious to life-threatening health event that occurs after (and within a plausible window of) their flu vaccination or antiviral treatment.
- The person is dying or has died.
- Through investigation, the state learns that screening guidance was not followed adequately, and that the person should not have been vaccinated or treated with antivirals.

### Communication Assumptions

1. The state has worked out a policy with local county health officials and their staffs concerning communication about adverse reactions. The state will encourage the county to issue a joint news media release.
2. A life-threatening adverse event, and particularly a death associated with flu vaccination or antiviral treatment, will generate much media coverage, as well as attention, and even outrage, in the health and medical community, special interest groups, policy makers and the public at large. If the adverse event involves a child, the outrage factor is likely to be very large.
3. The state and its partners will need to prepare answers to the following questions, among others:
  - a. Did the vaccination site or healthcare provider do anything wrong?
  - b. Was the patient properly screened?
  - c. What other safe-guards can be put in place?

If there is a death:

- d. Will the vaccination program continue—at this location?
- e. Will the vaccination program continue—in this county?
- f. Will the vaccination program continue—in the state?
- g. How many deaths are considered “acceptable” losses?

4. Some people may never believe that proper screening or vaccine administration procedures were followed—irrespective of the results of any investigation. Further, even if an investigation finds that proper screening or vaccine administration took place, a life-threatening adverse event or death associated with flu vaccine or use of antivirals will likely seriously undermine confidence in flu vaccination or use of antivirals.
5. Many/most of the people and agencies involved with the vaccination are likely to quickly look to deflect, place, or avoid “blame” or responsibility for the life threatening adverse reaction or death.
6. Risk communication principles should guide the state’s messages (e.g. acknowledge uncertainty, express wishes and feelings, acknowledge the seriousness or dreadfulness of the situation).

## **Phased Communication Response**

### **Initial Phase**

#### **Applies to these situations:**

- The state receives an official report concerning a **patient** who is experiencing a **serious to life-threatening health event** that occurs after (and within a plausible window of) their influenza vaccination or antiviral medication.

#### **Communication objectives during this phase include:**

- Acknowledge event with empathy
- Explain and inform policy makers, the affected communities, and the public at large, in the simplest terms, about the situation
- Establish the credibility of the organization/spokesperson
- Provide courses of action, including how/where to get more information and appropriate policy options
- Commit to stakeholders and the public to continued communication.

#### **Communication Action Steps**

Based on the pre-determined policy established with local health officials, the following sequence of communication events should take place:

#### **For the Media:**

- a. The **State/Local Health Department** will issue a joint press release with CDC announcing a serious adverse reaction has been reported. If the Local health department does not release the information, the state will do so without releasing the name of the county where vaccination occurred, if the county requests it.

In order to protect the vaccinee's privacy, the state will release only the following information: vaccinee's age, gender, whether previously vaccinated, type of reaction and whether vaccinee had any contraindications.

- i. The trigger is the hospitalization of the patient.
- b. The briefing will include the information that the state is working with the local health department and the CDC to investigate the situation and determine that every safety guideline was followed.
- c. If asked to comment, the state will refer to our role in backing up the local health department in investigating the reaction and vaccination procedures, providing medical treatment, and documenting the occurrence.
- d. Any televised interviews will feature a scientist who can speak for the agency's role in managing adverse events associated with the vaccine/antiviral. Similarly, any press telephone briefings will feature the most appropriate scientists associated with the flu vaccine program.
- e. All parties will emphasize core messages, as follows:
  - i. We are deeply concerned that someone is experiencing a serious health problem.
  - ii. We will provide all medical treatment possible to restore the person to his/her previous state of health
  - iii. We will do everything possible to protect the privacy of the individual
  - iv. We are working with the medical team caring for the patient to determine the cause of the health problem. We cannot be certain at this time that it has been caused by the vaccine/antiviral.
  - v. We are working with the vaccine site to go over the quality assurance measures, vaccine screening procedures, (and so on).
  - vi. We will keep the public, and our colleagues in health informed about the situation as soon as we learn more.

## **Affected Community:**

1. Establish relationships with communities affected by the specific emergency
2. Identify public education needs
3. Inventory county capability to carry out/support health education programs
4. Identify and assess pre-existing perceptions about flu vaccine or antivirals.
5. Develop and implement public education campaigns based on information gathered from affected communities
7. Evaluate educational materials/interventions

### **1. Phase II: Crisis deepens**

#### **Applies to these situations:**

- The state learns that the **person** is experiencing a life threatening adverse event and **is dying/has died**.
- The person who has died is a **child**.
- Through investigating the situation above, the state learns that **screening guidance was not followed adequately**, and that the person should not have been vaccinated/received antiviral treatment.

#### **Communication objectives during this phase include:**

- Express empathy and sympathy for affected parties
- Acknowledge anger and fear felt by community
- Listen to stakeholder, community and public feedback
- Help stakeholders (including potential vaccines) and the public put risks into perspective
- Provide additional information to answer questions (e.g. How could this happen? Can we keep this from happening again? How?) and correct misinformation
- Explain new (ongoing) recommendations

#### **Communication Action Steps**

**Based on the pre-determined policy established with local health officials, the following sequence of communication events should take place:**

#### **For the Media:**

- a. The **State/Local Health Department** and CDC will co-lead a press briefing concerning the confirmation of the life threatening adverse event/death.

- b. Any televised interviews with DHS will feature the State Public Health Officer or State Epidemiologist. Similarly, any press telephone briefings will feature the State Public Health Officer and most appropriate scientists associated with the vaccine program.
- c. All parties will emphasize core messages, as follows:
  - While we have anticipated that someone could potentially die from this vaccine, this in no way reduces our sorrow that this has actually occurred.
  - All medical treatment possible was provided but to no avail
  - We will do everything possible to protect the privacy of the family
  - We are working with the vaccine site to go over the quality assurance measures, vaccine screening procedures, (and so on).
  - The vaccine program will/will not continue while we are completing this investigation.

# **TAB 2-B-2**

## **SURVEILLANCE**

# **TAB 2-B-3**

## **LABORATORY DIAGNOSTICS**

## TAB 2-B-3

# LABORATORY DIAGNOSTICS

Laboratory testing will identify the arrival of a novel strain of influenza in Oregon. The Oregon State Public Health Laboratory (OSPHL) will obtain test reagents from the Centers for Disease Control and Prevention (CDC) as available, to detect new strains of influenza. The largest volume of and greatest urgency for testing will likely occur just before and immediately after the arrival of a new strain. If a new influenza strain becomes widespread, OSPHL focus may shift to monitoring for antigenic drift and detection of antiviral resistance mutations.

## Assumptions

- RT-PCR (reverse transcriptase polymerase chain reaction) testing will be the primary method for detecting a new strain of influenza.
- Using real-time RT-PCR methods, a maximum of 200-250 specimens per day, 5 days per week for 4 weeks, can be analyzed. Subsequent capacity will depend upon reagent availability.
- RT-PCR testing capacity can be maintained even if up to 50% of the trained staff is incapacitated.

## Objectives

- Detect new strains of influenza in Oregon patients.
- Rapidly communicate influenza testing results to requesting clinicians, especially during pandemic Phases 3-5. (During Phase 6 lab priorities will be reassessed.)
- Rapidly communicate results to local, state and federal health officials.
- Request and validate new assays as available from the CDC.
- Assure on-going participation in the WHO/CDC laboratory network

## Authorities

Oregon Revised Statute	Title
431.310	Bacteriological and other examinations and newborn screening by state laboratory; rules; fees
433.012	Department to provide laboratory examination

## Summary of Activities by Pandemic Period

This section describes laboratory activities during each pandemic phase (see Table 2 in section 3.3.1, *International and National Terminology*).

### Interpandemic/Early Pandemic Alert (Phases 1-3)

- Perform seasonal influenza laboratory surveillance by viral culture; submit a subset of isolates for antigenic characterization to the CDC.
- Obtain reagents and validate influenza RT-PCR testing for novel strains.
- Develop plans for laboratory personnel, equipment and reagent surge capacity.
- Develop novel influenza testing criteria and communication plans in collaboration with the state Acute and Communicable Disease Prevention program (ACDP) including:
  - Case definition for patients needing testing (see Tab 2-B-2: Surveillance).
  - Standard operating procedures for on-call epidemiologists.
  - CD Summary newsletter to clinicians explaining testing availability.
  - Media plan for reporting positive results.

### Pandemic Alert (Phases 4-5)

- Implement plans to confirm positive tests for novel influenza from other labs.
- Finalize and test plans for personnel, equipment and reagent surge capacity.
- Educate staff on up-to-date safety, personal protective equipment, and vaccine recommendations.
- Develop respiratory illness surveillance plan for staff who handle specimens.
- Designate essential pandemic response laboratory workers for antiviral and vaccine priority groups.
- Revise novel influenza testing criteria and communication in collaboration with ACDP including:
  - Case definition for patients needing testing.
  - Standard operating procedures for on-call epidemiologists.
  - CD Summary to clinicians explaining testing availability.
  - Media plan for reporting positive results.

### Pandemic (Phase 6)

- Continue RT-PCR testing; anticipate maximum volume.
- Forward specimens to the CDC as requested.
- Collaborate with the ACDP and the CDC on changing lab focus from detection to other needs such as:

- Detecting antigenic drift.
- Detecting antiviral resistance mutations.
- Monitoring vaccine effectiveness.
- Validating testing done in other laboratories.

# **TAB 2-B-4**

## **HEALTH CARE PLANNING**

## TAB 2-B-4

# HOSPITAL HEALTH CARE PLANNING

*This tab is part of the State of Oregon Emergency Management Plan, Annex F, Appendix 2, Attachment 2- B: Pandemic Influenza, and should be used in conjunction with the rest of Annex F base plan and hazard specific appendices. It is not a stand-alone plan.*

Guidance on hospital planning is provided in the federal *HHS Pandemic Influenza Plan, Supplement 3, Healthcare Planning* (<http://www.hhs.gov/pandemicflu/plan/sup3.html>). **This Tab is under development.** It will focus on areas in which the Oregon Public Health Division (OPHD) directly interacts with and supports hospitals and health care systems.

When completed, this Tab will include the seven regional coordinated response plans.

## Assumptions

- Hospitals, clinics, and other healthcare providers are the primary providers of care in a mass casualty situation such as a pandemic flu incident.
- Pandemic influenza would be beyond a local incident and would require state assistance.
- Each hospital will implement the Hospital Incident Command System (HICS) upon activation in an incident.
- Ongoing triage to transfer patients to pre-determined facilities such as alternative care sites (field hospitals), nursing homes, local community clinics, or assisted living facilities as available will occur through the Universal Region Triage Protocol (in development).
- Based on the number of patients involved, treatment in hospitals and other medical facilities may be delivered at an altered standard of care due to scarce healthcare resources. The Oregon Public Health Medical Advisory Group (MAG) will provide guidance.
- The Regional Hospital will coordinate activities with the local jurisdiction and other regional entities, provide interregional coordination, and coordinate with the state or federal government as warranted.
- OPHD is the state agency responsible for coordinating all public health and medical resource requests beyond the capability of the local and regional healthcare systems.

# Concept of Operations

## Designation of Regional (or Central Control) Hospital

If the hospital closest to the incident is overwhelmed and additional hospital response is deemed necessary, the hospital closest to the incident will be designated as the Regional Hospital. This hospital may transfer this duty to a neighboring hospital with their permission. The Regional Hospital Command Center (RHCC) shall act as the “traffic manager” for all affected patients during the incident. If the incident warrants, the Regional Hospital will coordinate with the local jurisdiction Emergency Operations Center to access additional resources through emergency channels.

## Other Hospital Issues

Many operational concepts for hospitals are described in other parts of this plan:

- Hospitals will provide surveillance for acute respiratory illness as described in Tab 2-B-2 *Surveillance*.
- Oregon State Public Health Laboratory will provide support for influenza testing as described in Tab 2-B-3 *Laboratory Diagnostics*.
- Vaccine and antiviral drugs will be distributed to hospitals as described in Tab 2-B-5 *Vaccine Distribution and Use* and Tab 2-B-6 *Antiviral Drug Distribution and Use*.
- Hospitals will make resource requests during an emergency as described in Annex F, Attachment E, Tab E-2 *SOP: Requesting, Receiving, Processing, Deploying, Tracking, and Demobilizing ESF-8 Resources*.

## Roles and Responsibilities of Regional Hospital

*This section under development.*

## Communications Systems

### Primary

**Health Alert Network (HAN)** (<https://www.oregonhan.org>). Every hospital has permission and passwords for the alert function of HAN to notify public health, other hospitals and relevant partners in Oregon and Washington. As an incident unfolds, this system would be used to alert public health and medical partners of an incident.

**Hospital Capacity (HOSCAP):** Every hospital has permission and passwords for the HOSCAP portion of HAN to post messages, bed status, and staff and supply inventory. This system will undergo a major overhaul during December 2008 for improved day-to-day use increasing availability and functionality for an incident. All hospitals involved in

the incident would be instructed to update status as required for an incident. If HOSCAP is not available, status updates will be made using the Secondary and Tertiary procedures below.

## Secondary

**Phone:** Incidents are primarily reported to the state using OERS 24 Hour Emergency Hotline (800-452-0311). OERS can help with contacting other partners if necessary. If an incident is public health or medically related, OERS would contact the 24 Hour Public Health Duty Officer.

If web-based sites are not available for communications, hospitals can use telephone landlines or cell phones to contact their partners across the region and state.

**Blast Fax:** Blast faxing is a good alternative to phoning people to communicate information widely if web-based communication is not operational.

## Tertiary

**Radios:** If both web-based and telephone communications are not operational, hospitals will use their radio systems for communications. Hospitals can communicate with radios on any of the following frequencies: 800 MHz, 150MHz (VHF) or 400 MHz (UHF).

**Satellite phones:** As a last communications resort, satellite phones can be used.

## Oregon Health Care Volunteer Registry (OHCV)

See Annex F, Attachment D, Tab D-10 for details on OHCV.

## Hospital/Healthcare Surge Capacity

The drafts of regionally coordinated plans call for hospitals and healthcare systems to plan for a 15-20% increased capacity for a surge incident. As these draft plans become more mature, this section will summarize how surge capacity will be managed.

## Ethical Decision Making

The notification and activation of the Medical Advisory Group (MAG) is in Annex F, Attachment E: Public Health and Medical Resources, Tab E-10 *SOP: Activation of the Medical Advisory Group*. The MAG was created in 2006 and completed work on a document that describes a matrix for ethical decision making in a pandemic<sup>1</sup>. The MAG members are able to be contacted through the HAN and will assist the Director of Public

---

<sup>1</sup> "A Matrix for Ethical Decision Making in a Pandemic," *Health Prog.* 2007 Nov-Dec;88(6):20-5

Health by reviewing proposed recommendations during a crisis. The published document describes the basis for ethical decision making under such circumstances.

DRAFT

# **TAB 2-B-5**

## **VACCINE DISTRIBUTION AND USE**

# **TAB 2-B-6**

## **ANTIVIRAL DRUG DISTRIBUTION AND USE**

# TAB 2-B-6

## ANTIVIRAL DRUG DISTRIBUTION PLAN

*This tab is part of the State of Oregon Emergency Management Plan, Annex F, Appendix 2, Attachment 2- B: Pandemic Influenza, and should be used in conjunction with the rest of Annex F base plan and hazard specific appendices. It is not a stand-alone plan.*

### Introduction

Appropriate use of antivirals for treatment or prophylaxis of pandemic influenza may offer a potentially important strategy to decrease illness complications and reduce mortality, thereby minimizing the demands that will be placed on the healthcare system. The Oregon *Antiviral Distribution Plan* describes how the Oregon Public Health Division (OPHD) will prepare for and respond to an influenza pandemic using antiviral medication, including activities around allocation, distribution, storage, brokering and monitoring the administration of the drug.

This plan is a Tab to Attachment B: *Public Health Pandemic Influenza Plan*, to Hazard Appendix 2 (Acute and Communicable Disease) to the OPHD *Annex F – Public Health and Medical Services Plan*. It contains:

- Relevant legal authorities
- Key assumptions about the use of antivirals
- Concepts of operations for the response
- Roles and responsibilities of federal, state, and local agencies and partners
- Standard operating procedures and forms relevant to antiviral distribution

### Background

There are four FDA-approved influenza antiviral agents:

Oral oseltamivir (Tamiflu®) and inhaled zanamivir (Relenza®) are known as “neuraminidase inhibitors”.

Amantadine and rimantadine are similar drugs in the class known as “adamantanes.” As of March 2006, these agents are not in use because of widespread drug resistance. Their value in a future pandemic is uncertain.

The two antivirals currently being stockpiled by state and federal governments are oseltamivir (80% of stockpile) and zanamivir (20% of stockpile).

Influenza antivirals can be used for prophylaxis or treatment. *Prophylaxis* means prevention of infection in a susceptible individual; the drug must be given for the entire duration of possible exposure. *Treatment* with influenza antiviral drugs is used to both

shorten the duration and limit complications of an established influenza infection. Oseltamivir is approved for treatment and prophylaxis in persons age one year and older, and zanamivir is approved for treatment of persons age 7 years and older and prophylaxis in those 5 years of age and older.

Antiviral drugs are effective against seasonal influenza; they can reduce the duration of illness by about 1.5-2.5 days, and in a recent study, hospitalized patients with confirmed influenza who were treated with antivirals were 79% less likely to die than those who did not receive treatment (McGeer, 2007; Stiver, 2003). Some studies show that oseltamivir can also decrease antibiotic use and hospitalization due to complications of influenza infection by between 26% and 59% (Kaiser, 2003; Treanor, 2000). Antivirals have the greatest impact if given within 1-2 days of illness onset, although they may be effective even after 48 hours, especially in older, immuno-compromised patients (McGeer, 2007). The average effectiveness of prophylactic oseltamivir and zanamivir at preventing seasonal influenza is 73% and 62%, respectively (Jefferson, 2006).

Based on current estimates of the amount of antivirals available, these drugs will be primarily used for treatment during a pandemic. If available and approved, antivirals may be used for targeted prophylaxis. Unfortunately, it is not possible to predict the efficacy of antivirals for a pandemic strain of influenza ahead of time; therefore, the value of neuraminidase inhibitors in a pandemic with a new influenza strain is unknown.

## Purpose and Authorities

The purpose of this plan is to ensure the effective and efficient distribution of antiviral resources during a pandemic influenza emergency in order to reduce mortality. Wherever response is typical of a response to any public health emergency (i.e., not specific to antiviral distribution), this plan refers to the appropriate section of Annex F, *ESF-8 Health and Medical Services, Oregon Emergency Operations Plan*. Annex F can be found on the Health Alert Network (HAN) website ([www.oregonhan.org](http://www.oregonhan.org)), or it can be requested by contacting the OPHD Public Health Preparedness Program (971-673-1308).

The Oregon Revised Statutes and Administrative Rules for planning and responding to pandemic influenza can be found in Annex F, *Public Health and Medical Services, Attachment A: Authorities*. Table 1 lists the authorities specific to antiviral distribution including those being developed by Oregon Board of Pharmacy.

**Table 1: Selected Legal Authorities**

Oregon Statutes and Rules	Title
ORS 433.035	Testing or examination of persons with certain diseases or conditions; order for medication or treatment.
TBD (rules)	Emergency protocol to allow pharmacists to distribute without a prescription. IN PROCESS
TBD	Emergency protocol to allow physicians to distribute. IN DISCUSSION

## Situation and Assumptions

The United States government is stockpiling antiviral medication to be used in the event of a pandemic. Since it would take an inordinate amount of drugs to prevent disease in the general community (prophylaxis), the strategy for use will necessarily be *treatment* of the general community and limited, targeted prophylaxis of key critical infrastructure workers. However, it is important to note that the recommendations for antiviral use may change depending on the situation because the pandemic influenza strain may not be susceptible to any of the current antiviral drugs, or a double dose may be necessary to be effective. Use guidelines (e.g., updated treatment algorithms) and decisions about priority groups will be based on CDC recommendations and the Pandemic Influenza Coordinating Committee (PICC) made up of Oregon's Emergency Support Function 8 (ESF-8) and Medical Advisory Group (MAG) members at the time of the pandemic.

The following assumptions apply to antivirals:

- Oregon antiviral distribution will usually be based on the recommendations of federal and state advisory groups (i.e., CDC, PICC). However, Oregon retains the right to set priorities to fit state and local needs.
- Hospital and retail pharmacy supplies of influenza antivirals for seasonal influenza are small (0-10 treatment courses per pharmacy).
- Oregon's share of the federal Strategic National Stockpile (SNS) is approximately 544,464 courses, including 13,300 courses purchased by the state. This is enough to provide treatment for 15% of the state's population.
- Influenza antivirals will be delivered to distribution sites (e.g., health systems, pharmacies, local health departments (LHDs), and/or clinician offices) following their delivery to the state from the SNS.
- Pandemic influenza vaccine may decrease the number of people who get sick and reduce the need for treatment, but vaccine will not be available for at least six months after the start of the pandemic.
- Depending on LHD agreements, antivirals will be transported from the state receipt, stage, and storage (RSS) site to one or more locations within a county.

- LHDS are responsible for ensuring equitable distribution to outpatients, including vulnerable populations. (See Concept of Operations, Antiviral Redistribution)

## Concept of Operations

CDC currently plans to begin distribution of pandemic influenza assets to Oregon when the World Health Organization (WHO) declares phase 4 (i.e., sustained rapid human-to-human transmission of a novel influenza virus is detected anywhere in the world), which coincides with Oregon's "Alert" stage. The assets include: antiviral medication, masks, gloves, and ventilators and are delivered in three waves one week apart, allowing states time to receive and process the assets. Although the SNS assets include non-pharmaceutical supplies, the rest of this Tab focuses on distribution of antiviral medication, rather than masks or respirators.

One of the state's main operational goals is to distribute antiviral treatment equitably, regardless of social advantages or disadvantages (e.g., by virtue of being poor, female, and/or members of a disenfranchised racial, ethnic, or religious group). In this plan, equitable distribution means that all people determined to need antivirals should have the same opportunity to receive drugs for treatment. It is the responsibility of the state (ESF-8) to create "equitable distribution formulas" with the help of the PICC and local and hospital partners. When the antiviral drugs are distributed to the LHDs, the LHDs then have responsibility to ensure equitable distribution. In order to accomplish this, LHD may designate *multiple* treatment locations, which would decrease the stress on any one treatment location. Treatment locations could include:

- LHDs
- Clinicians (standing orders and protocols under development)
- Community health clinics and other outpatient facilities
- Independent and chain pharmacies (standing orders and protocols under development)<sup>1</sup>
- Hospitals/health systems<sup>2</sup>
- Other health agencies (e.g., urgent care, nursing homes, jails, prisons)
- Tribal clinics

Assets are distributed to health systems and hospitals based on bed count and the target populations they treat during the pandemic (e.g., hospitalized patients, ill health care workers, and some outpatients). The balance of the antiviral drugs is distributed to outpatient facilities and pharmacies. If available, allocation formulas are used for these entities in order to ensure consistent distribution to populations throughout the state (See 2-B-6.2 *Allocation for Health Systems, Hospitals, and Chain Pharmacies*).

<sup>1</sup> In agreement with their LHD, chain pharmacies may choose to have the drugs shipped to a central location within their county, and then redistribute to their individual stores.

<sup>2</sup> In agreement with their LHD, hospitals and health systems may choose to have the drugs shipped to a central location within their county, and then redistribute to their individual sites. If a health system spans two or more counties, it must work with all the relevant LHDs to distribute across county lines to ensure equitable distribution.

Assets are delivered to Oregon's RSS site in accordance with the CDC and Annex F, Attachment E-3: *SNS Plan*. Upon the assets' arrival at the RSS, the following steps are taken:

- OPHD notifies LHDs and other distribution sites of the assets' arrival in the state according to Annex F, Attachment E: *SNS Plan, Tab E-3-3, SOP: SNS Notification of Local Health Departments, CRI, and Hospitals*.
- LHDs verify their ship-to locations and submit their request for their portion of Oregon's assets according to Annex F; Attachment E: *Public Health and Medical Resources; Tab E-2: SOP: Requesting, Receiving, Processing, Deploying, Tracking, and Demobilizing ESF-8 Resources; ESF-8 Form 102*.
- OPHD notifies distribution sites of the estimated time for shipping to the pre-designated sites, and the assets are shipped to the sites according to SNS procedures designated in the Annex F, Attachment E-3: *SNS Plan, Tab E-3-9, SOP: Ship-to Sites: Locations and Points of Contact*.

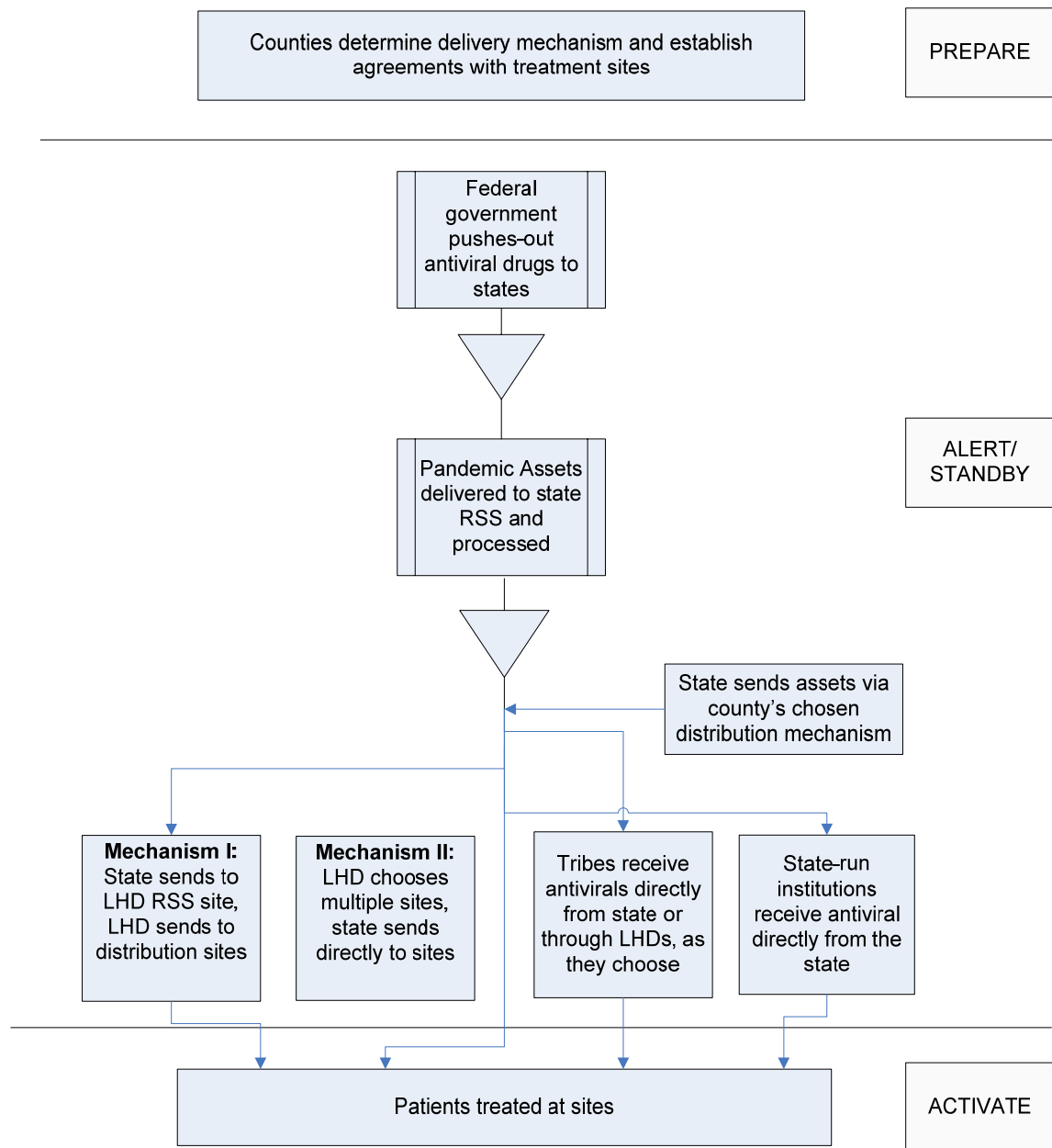
The state receives the antiviral drugs when the alert level is "Standby." When conditions are appropriate to begin treatment of ill patients with antivirals, an "Activate" message will be distributed by OPHD to LHDs and other partners. If the assets are not yet needed in the counties, the state RSS site is approved for storing antivirals. Distribution locations can either request the state store the assets until "Activate," or they can request the assets during "Standby" and store the assets in an approved facility until needed.

Points of Dispensing (PODs) will not be used primarily for dispensing antiviral medication because PODs are used for dispensing prophylaxis of *well* community members, whereas antivirals in a pandemic are used to treat ill patients who should not be congregating. Likewise, PODs are resource intensive, and it is not possible to run a POD for the entire duration of the pandemic (possibly 12 weeks). PODs potentially could be used for well family members to pick up medication for isolated family members.

The assets are processed and packaged for counties based on one of the two distribution mechanisms chosen by the LHDs (Figure 1). See Subtab 2-B-6.1 and 6.2 for distribution amounts and formulas. The state acts as a transfer agent for the antivirals and provides storage and security for the assets until they are received by local entities. The state will also send antiviral assets to state-run organizations that have medical responsibility for patients (e.g., State Hospital, Oregon Youth Authority, and Department of Corrections). Since Oregon National Guard members and Department of Defense beneficiaries generally receive medical care from the community, they will not obtain antiviral treatment directly from the state, but rather from community treatment centers.

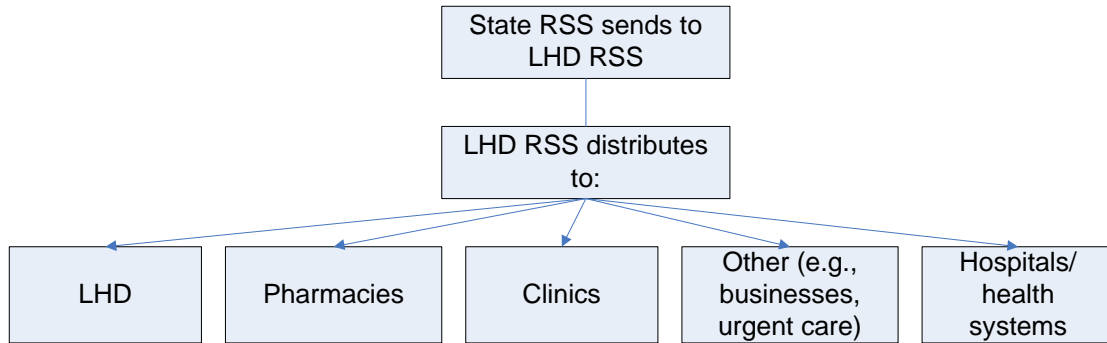
The state RSS will hold 10% of antivirals for a second wave of the pandemic or other emergencies that arise.

**Figure 1: Overview of the Antiviral Distribution Concept**

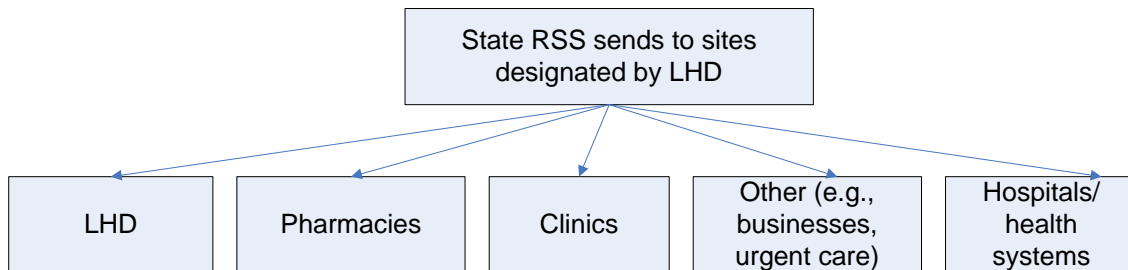


Distribution of antivirals from the state RSS to most local treatment centers occurs in one of two general ways:

- **Mechanism I:** State RSS sends antivirals to one location within a county (e.g., the LHD). The LHD redistributes antivirals to the treatment centers designated for the county (Figure 2).

**Figure 2. Distribution Mechanism I**

- Mechanism II:** The LHD chooses two or more sites in their jurisdiction from which antivirals are dispensed. State RSS sends antivirals to these locations within a county. Requests for delivery to multiple locations will be discussed with and approved by the state to assure equitable distribution and a reasonable number of sites based on county population. (Figure 3)

**Figure 3. Distribution Mechanism II**

During the Prepare phase, the LHD determines which of the distribution mechanisms illustrated in Figures 2 and 3 best fits their county and notifies the state Public Health Emergency Preparedness (PHEP) program. LHD distribution mechanisms are listed in Table 2 of 2-B-6.4 *SOP: County Distribution Mechanisms*.

## Antiviral Re-Distribution

There may come a time during the pandemic when treatment sites will have depleted their stockpiles and need more antivirals. Each treatment center will report their need for more antivirals to their county Emergency Operations Center (EOC). If the county EOC cannot fulfill the need by ordering more antivirals from other dispensing sites within the county, they will make a request to the state emergency coordination center (ECC). The state ECC will direct the request to the state ESF-8 AOC. OPHD will coordinate distribution from the RSS or counties with extra supplies of antivirals.

## Security and Storage

Security at the state RSS site is provided according to Annex F, Attachment E-3: *SNS Plan*, Tab E-3-13: *SOP: Security for RSS and SNS Assets*. The federal government has no specific guidance for security at local sites other than the guidance for state RSS sites. Thus, recommendations for storage at local sites and treatment centers follow the guidance for the state site and are described in 2-B-6.3: *SOP: Security and Storage of Antiviral Medication*.

## Operational Priorities

The OPHD operational priorities for using antiviral drugs to minimize severe illness and death from pandemic influenza are:

- Ensure equitable allocation of antivirals across Oregon.
- Ensure effective and timely distribution of antivirals across Oregon.
- Provide security for antiviral distribution to treatment centers.
- Assist counties with the brokering of antivirals.
- Track antiviral supply and administration, as best as possible, given available resources and tools.
- Establish antiviral use guidance and assist counties and other partners with its interpretation.
- Provide information on procedures for adverse events tracking.
- Disseminate current and accurate information to local health departments, health care partners, and the public about antiviral drug use and effectiveness.

## Roles and Responsibilities

This section outlines the roles and responsibilities of the federal, state, and local agencies and tribes involved in antiviral distribution during a pandemic.

### Federal

#### Centers for Disease Control

##### Prepare

- Collaborate with Congress and states to stockpile drugs
- Develop guidance on antiviral use (in development; for HHS plan, see <http://www.hhs.gov/pandemicflu/plan/sup7.html>)
- Develop protocols for monitoring effectiveness, safety, and resistance during a pandemic

##### Respond: Alert

- Revise recommendations for treatment and prophylaxis, guided by data from the emerging pandemic
- Distribute SNS assets to states, large city health departments, and federal agencies
- Provide states with specific procedures for monitoring effectiveness, safety, and resistance
- Provide information to the public on how antivirals will be used

**Respond: Standby**

- Continue to revise antiviral use recommendations as new data become available
- Continue to provide information to healthcare and the public on drug availability and rationale for antiviral use

**Respond: Activate**

- Work with state and local health departments to monitor antiviral effectiveness, adverse events, and emergence of resistance
- Continue to issue updated national guidelines and information to the public on antiviral use and distribution

**Recover**

- Communicate to state government summarized data on use, drug effectiveness, and adverse events related to antivirals

## Tribes

Tribes are an important state partner in pandemic influenza planning. Agreed upon roles and responsibilities of tribes during a pandemic include:

**Prepare**

- Develop plans for antiviral distribution and use during a pandemic, which includes information on how tribal members will receive antiviral treatment courses
- If tribe chooses to receive antivirals for distribution, determine receipt and treatment location(s) and point of contact
- Treatment locations should follow state recommended minimum security guidelines

**Respond: Alert**

- If applicable, coordinate with the state and/or LHD to receive and/or distribute antivirals to pre-designated treatment sites
- Communicate antiviral use strategies to health care professionals and tribal members

**Respond: Standby**

- Continue to review recommendations for antiviral use and communicate any changes to health care professionals and tribal members

**Respond: Activate**

- Begin using antivirals to treat ill patients, following treatment guidelines, when indicated by the state
- Communicate to tribal members where/how they may obtain antiviral treatment

- If a prioritization scheme is in use, follow state guidance on the use of priority groups and screening criteria for determining who will get antivirals
- Monitor adverse events based on state guidance
- Keep track of antivirals dispensed to tribal members, report data, per state guidelines.

#### **Recover**

- Communicate surveillance and adverse events data based on state guidance
- Follow state guidelines in the event there are unused drugs at the end of the pandemic

## **State**

### **Oregon Public Health Division**

#### **Prepare**

- Review modifications, if any, to national antiviral use recommendations and make changes to the state plan where appropriate.
- Create equitable distribution formulas.
- Provide guidance on minimum security and storage requirements for treatment centers.
- Determine how adverse events, development of drug resistance, and antiviral effectiveness will be monitored.
- Maintain statewide database of ship-to sites.
- Review mechanism for prioritization of antivirals, if needed.
- Provide template communication messages to LHD, including:
  - Message to distribution/treatment centers that antivirals have arrived in Oregon
  - Message to distribution/treatment centers about when and how antivirals will arrive
  - Messages to general public about antiviral use, how they are different from vaccines, how the state is going to use them (e.g., treatment versus prophylaxis), and where people can go to get them
  - Messages about antiviral limitations/reactions, especially in children
  - Messages to public on how they can take care of themselves at home
- Test plans; refine and revise as necessary

#### **Respond: Alert**

- Coordinate distribution of antivirals (ordering, transportation, and delivery) with LHD and others to designated treatment locations throughout the state
- Create a list of treatment centers (e.g., in HAN) for streamlined communication
- Track distribution from the RSS to the ship-to sites (see Annex F, Attachment E: *SNS plan, Tab E-3-7, SOP: RSS Layout, Inventory Control, and Repackaging*).

#### **Respond: Standby**

- Continue to review modifications, if any, to national antiviral use recommendations and make changes to the state plan where appropriate

- Communicate any changes of the distribution and use guidance to partners, including LHDs, critical infrastructure organizations that have obtained antivirals, and treatment centers
- Provide guidance on the use of priority groups (if needed), screening criteria, clinical guidelines, and a case definition for determining who will get antivirals
- Distribute or store the antivirals, as requested by LHDs

**Respond: Activate**

- Distribute antivirals as LHD orders arrive
- Communicate to treatment centers that health care providers may begin using antiviral caches to treat ill patients following treatment guidelines
- Communicate decision to begin prophylaxis, where appropriate and if necessary
- Work with federal government to monitor the emergence of antiviral resistance and evaluate drug effectiveness
- Work with federal and local partners to monitor adverse events and collect surveillance data
- Provide updated information to the public via the news media

**Recover**

- Communicate summarized surveillance, effectiveness, and adverse events data with federal government and LHDs
- Communicate guidelines for antiviral handling procedures in the event there are unused drugs at the end of the pandemic
- Process any unused drugs at RSS

## Local and Regional Organizations

### Local Health Departments

It is the responsibility of LHDs to develop antiviral distribution plans and procedures for their jurisdictions. During an influenza pandemic emergency, OPHD will lead the response but collaborate closely with LHDs. LHDs are responsible to:

**Prepare**

- Determine distribution mechanism for antivirals in jurisdiction
- Determine receipt locations, points of contact, and storage plans
- Send information to state including:
  - location name, address, telephone number
  - points of contact and contact information
  - facility off-load location and capabilities
- If acting as a local RSS site, establish protocols for shipment of drugs to local treatment sites
- Determine treatment locations for equitable distribution of antivirals

- Establish relationships with health care providers to determine the best treatment centers for equitable distribution, especially among outpatient facilities.
- Follow state guidance on treatment locations, target populations, and minimum security requirements for treatment sites

**Respond: Alert**

- Finalize treatment sites and coordinate with the state to receive antivirals at sites
- Place order for antivirals according to Annex F; Attachment E: *Public Health and Medical Resources*; Tab E-2: *SOP: Requesting, Receiving, Processing, Deploying, Tracking, and Demobilizing ESF-8 Resources*; ESF-8 Form 102.
- Review any modifications of state guidance and update plans accordingly
- Based on state guidance, accelerate training for healthcare providers on appropriate use of antivirals

**Respond: Standby**

- Continue to review any modifications of state guidance and update plans accordingly
- Prepare local RSS and/or treatment centers for arrival of drugs
- Communicate messages from OPHD to providers, treatment centers, and the public

**Respond: Activate**

- Help the state communicate to treatment centers that health care providers may begin using antivirals to treat ill patients following treatment guidelines
- If a prioritization scheme is in use, follow state guidance on the use of priority groups and screening criteria for determining who will get antivirals
- Ensure that vulnerable populations receive antivirals
- Keep track of antivirals dispensed within jurisdiction as described in 2-B-6.8: *Data Collection and Reporting*
- Monitor adverse events as described in 2-B-6.11: *Antiviral Effectiveness and Adverse Events Tracking*
- If re-distributing jurisdiction's cache from an initial county ship-to staging site, track distribution to treatment centers

**Recover**

- Communicate surveillance and adverse events data to the state
- Help communicate state guidelines for antiviral handling procedures in the event there are unused drugs at the end of the pandemic

## Health Care Providers at Treatment Centers

Hospitals, health systems, pharmacies, urgent care centers, community clinics, and other health care providers are responsible for administering antivirals. In this capacity, they are responsible for complying with the OPHD guidelines on drug use algorithms (see attached SOPs) and the equitable distribution, administration, and tracking of antivirals.

Responsibilities for these entities include:

**Prepare**

- Develop plans for antiviral distribution and dispensing during a pandemic
- Follow state guidance on treatment guidelines (e.g., planning for a general treatment strategy and using clinical guidelines in 2-B-6.5-6.7, to be updated at time of pandemic) and minimum security requirements (*SOP 2-B-6.3 Security and Storage of Antivirals*) for treatment centers
- Collaborate with local public health authorities to develop operational plans for the receipt of antivirals

**Respond: Alert**

- Coordinate with the county EOC to receive antivirals
- Review any modifications of state guidance and update plans accordingly
- Based on state guidance, accelerate training for healthcare providers on appropriate use of antivirals

**Respond: Standby**

- Continue to review any modifications of state guidance and update plans accordingly

**Respond: Activate**

- Begin using antivirals to treat ill patients using the following guidelines:
  - Current clinical dosage recommendations (*2-B-6.5: Recommended Daily Dosage of Antivirals for Treatment and Prophylaxis*)
  - Board of Pharmacy emergency use protocol and standing orders (see section Purpose and Authorities)
  - Algorithms to screen for cautions and contraindications and to select the appropriate antiviral dose (see 2-B-6.6 and 2-B-6.7).
- Institute social distancing measures in order to reduce disease spread when treating ill patients with suspected pandemic influenza. Suggested measures include, but are not limited to:
  - Have a separate area where ill patients with respiratory symptoms can go to be screened for pandemic influenza and receive antivirals. For instance, pharmacies may want to instruct ill patients to remain in their cars and use a “drive-thru antiviral dispensing” scenario.
  - Make sure dispensing occurs in a well-ventilated area.
  - Ensure dispensers have access to proper masks for personal protection.
  - Ensure dispensers practice good hand hygiene.
  - Provide ill patients with masks.
- If a prioritization scheme is in use, follow state guidance on the use of priority groups and screening criteria for determining who will get antivirals
- Monitor adverse events based on state guidance
- Keep track of antivirals dispensed, report data, per state guidelines

**Recover**

- Communicate surveillance and adverse events data based on state guidance

- Follow state guidelines for antiviral handling procedures in the event there are unused drugs at the end of the pandemic

## Training and Exercises

Components of the *Antiviral Distribution Tab* overlap with other response plans on such topics as SNS and emergency communication. Therefore, components of this plan will be tested in exercises that are directly or indirectly related to antiviral management. Exercises for antiviral-specific distribution procedures will be performed, at both the state and local levels as part of the Training Program.

## Active Issues

Issue	Recommendations	Anticipated Completion
Emergency Rule protocols for dispensing antivirals	Oregon Board of Pharmacy is revising rules	2009
Formula for distribution to hospitals/ health systems	Workgroup with the Oregon Association of Hospitals and Health Systems and others will determine protocol	No date
Distribution mechanism and local ship-to-locations identified	LHDs to determine treatment center locations and how they want to receive antivirals; send info to state	Spring 2009

## References

1. Harper, S.A., Fukuda, K., Uyeki, T.M., et al. 2005. Prevention and Control of Influenza, Recommendations of the Advisory Committee on Immunization Practices (ACIP). *MMWR*, 54 (early release), 1-40. Accessed on 4/24/08 at <http://www.cdc.gov/MMWR/PREVIEW/MMWRHTML/rr54e713a1.htm>.
2. Jefferson, T., Demicheli, V., Rivetti, D., Jones, M., DiPietrantonji, C., and Rivett, A., 2006. Antivirals for influenza in healthy adults: systematic review. *Lancet*, 367, 303-313.
3. Kaiser, L., Wat, C., Mills, T., Mahoney, P., Ward, P., and Hayden, F., 2003. Impact of oseltamivir treatment on influenza-related lower respiratory tract complications and hospitalizations. *Arch Intern Med*, 163, 1667-1672.
4. McGeer, A., Green K.A., Plevneshi, A. et al. 2007. Antiviral therapy outcomes of influenza requiring hospitalization in Ontario, Canada. *Clinical Infectious Diseases*, 45 (15 December), 1568-1575.

5. Stiver, G. 2003. The treatment of influenza with antiviral drugs. *CMAJ*, 168 (1), 49-57.
6. Treanor, J.J., Hayden, F.G., Vrooman, P.S., et al. 2000. Efficacy and safety of the oral neuraminidase inhibitor oseltamivir in treating acute influenza. *JAMA*, 283 (8), 1016- 1024.
7. United States Department of Justice, DEA (1991). *Controlled Substance Security Manual*. Accessed on 01/23/08 at <http://www.deadiversion.usdoj.gov/pubs/manuals/sec/security.pdf>

## Acronyms

CDC	Centers for Disease Control and Prevention
ECC	Emergency Coordination Center
EOC	Emergency Operations Center
ESF	Emergency Support Function
HAN	Health Alert Network
LHD	Local Health Department
MAG	Medical Advisory Group
OPHD	Oregon Public Health Division
PHEP	Public Health Emergency Preparedness
PICC	Pandemic Influenza Coordinating Committee
POD	Point of Dispensing
RSS	Receipt, Stage, and Storage
SNS	Strategic National Stockpile
SOP	Standard Operating Procedure
WHO	World Health Organization

## Subtabs:

<b>Allocation</b>	
2-B-6.1	Allocation of Pandemic Influenza Assets to Counties and State-run Facilities and Storage Space Needed
2-B-6.2	Allocation for Health Systems, Hospitals, and Chain Pharmacies
<b>Receipt, Storage, Staging, Distribution, and Brokering</b>	

2-B-6.3	SOP: Security and Storage Recommendations for Antivirals
2-B-6.4	County Distribution Mechanisms
<b>Dispensing Medication at Treatment Centers</b>	
2-B-6.5	Recommended Daily Dosage of Antivirals for Treatment and Prophylaxis
2-B-6.6	Algorithm for Using Oseltamivir
2-B-6.7	Algorithm for Using Zanamivir
<b>Data Monitoring and Tracking of Antiviral Supply and Administration</b>	
2-B-6.8	SOP: Data Collection and Reporting
2-B-6.9	Antiviral Courses Tracking Form for Treatment Centers
2-B-6.10	Individual Data Collection Form Template
2-B-6.11	SOP: Antiviral Effectiveness and Adverse Events Tracking
2-B-6.12	SOP: Investigational New Drug and Emergency Use Authorization

**SUBTAB 2-B-6.1****ALLOCATION OF PANDEMIC INFLUENZA ASSETS TO COUNTIES AND STATE-RUN FACILITIES AND STORAGE SPACE NEEDED**

Note: Totals are for 90% of the total allocation. The state RSS will retain 10% of assets for a second wave or other emergency.

	Population (2007 estimate)	% of Oregon population	Number of Tamiflu Courses*	Number of Relenza Courses *	Total cubic ft Needed to Store Cases of Courses	Number NIOSH and FDA respirators **	Number Surgical Masks**	Total sqft needed for all assets and working space+
Oregon	3,747,455							
Dept. of Corrections	13,600	0.36	1440	339	22	3,687	2,181	48
Oregon Youth Authority	1,000	0.03	106	25	2	271	160	48
Oregon State Hospital	700	0.02	74	17	1	190	112	48
Baker County	16,243	0.42	1,679	395	25	3,868	2,280	48
Benton County	79,061	2.17	8,584	2,020	129	19,779	11,657	234
Clackamas County	374,230	10.04	39,666	9,332	598	91,392	53,865	983
Clatsop County	37,315	1.00	3,939	927	59	9,076	5,349	118
Columbia County	49,163	1.31	5,165	1,215	78	11,901	7,014	142
Coos County	64,820	1.69	6,695	1,575	101	15,425	9,091	189

	Population (2007 estimate)	County's % of Oregon population	Number of Tamiflu Courses*	Number of Relenza Courses *	Total cubic ft Needed to Store Cases of Courses	Number NIOSH and FDA respirators **	Number Surgical Masks**	Total sqft needed for all assets and working space+
Oregon	3,700,758							
Crook County	22,941	0.61	2,415	568	36	5,564	3,660	95
Curry County	22,358	0.58	2,295	540	35	5,287	3,478	95
Deschutes County	149,140	4.11	16,238	3,820	245	37,413	24,611	423
Douglas County	105,117	2.78	10,977	2,582	166	25,291	16,636	306
Gilliam County	1,775	0.05	178	42	3	411	270	48
Grant County	7,250	0.18	728	171	11	1,677	1,103	48
Harney County	6,888	0.18	713	168	11	1,644	1,081	48
Hood River County	21,533	0.57	2,245	528	34	5,173	3,403	95
Jackson County	197,071	5.32	21,011	4,943	317	48,409	31,844	540
Jefferson County	20,352	0.55	2,181	513	33	5,025	3,305	95
Josephine County	81,688	2.16	8,545	2,010	129	19,689	12,951	234
Klamath County	66,438	1.77	7,012	1,650	106	16,156	10,628	189
Lake County	7,473	0.19	767	180	12	1,768	1,163	48
Lane County	337,870	9.17	36,223	8,522	546	83,458	54,900	913
Lincoln County	46,199	1.22	4,835	1,138	73	11,141	7,329	142
Linn County	111,489	3.02	11,941	2,809	180	27,512	18,098	306
Malheur County	31,247	0.83	3,282	772	50	7,563	4,975	95
Marion County	311,304	8.31	32,834	7,725	495	75,651	49,764	818

	Population (2007 estimate)	County's % of total population	Number of Tamiflu Courses*	Number of Relenza Courses *	Total cubic ft Needed to Store Cases of Courses	Number NIOSH and FDA respirators **	Number Surgical Masks**	Total sqft needed for all assets and working space+
Oregon	3,700,758							
Morrow County	11,753	0.30	1,181	278	18	2,720	1,789	48
Multnomah County	681,454	18.73	74,006	17,411	1,116	170,513	112,166	1,825
Polk County	73,296	2.01	7,935	1,867	120	18,282	12,026	213
Sherman County	1,699	0.04	177	42	3	407	268	48
Tillamook County	25,380	0.67	2,640	621	40	6,082	4,001	95
Umatilla County	72,928	1.96	7,748	1,823	117	17,851	11,743	213
Union County	24,345	0.66	2,610	614	39	6,013	3,955	95
Wallowa County	6,875	0.18	713	168	11	1,642	1,080	48
Wasco County	23,712	0.63	2,505	589	38	5,772	3,797	95
Washington County	514,269	13.94	55,086	12,959	831	126,919	83,489	1,357
Wheeler County	1,404	0.04	143	34	2	331	217	48
Yamhill County	94,678	2.58	10,181	2,395	154	23,458	15,431	259
Total	3,700,758	100.00	396,692	93,301	5,983	914,407	540,807	10,630

\*Total number of antivirals is based on 15% of county population; includes 90% from SNS and 90% from the state stockpile.

\*\* Includes number from SNS

+ Includes additional space (e.g., aisle, loading, office, etc.). NIOSH/FDA respirators are also approved surgical mask.

## **SUBTAB 2-B-6.2**

### **ALLOCATION FOR HEALTH SYSTEMS, HOSPITALS, AND CHAIN PHARMACIES**

#### **In Development**

It is very unlikely that allocation formulas will be able to be determined in advance of knowledge of the pandemic influenza strain, its effects on particular populations (e.g., children, elderly), and the efficacy of antivirals at different stages of the illness. Thus, these formulas will likely be developed, in association with partners, after the pandemic strain has been identified but before it has reached Oregon. It is also likely that WHO and CDC will have antiviral guidelines for states to use for allocation purposes.

OPHD, in collaboration with the Oregon Association of Hospitals and Health Systems, will create formulas to ensure equitable distribution to hospitals based on number of med/surgery and pediatric beds.

Equitable distribution formulas for outpatient facilities within each county, including pharmacies, are also under development, but ultimately will be the responsibility of the LHDs. The state will collaborate with the Conference of Local Health Officials to promote and aid in equity across jurisdictions.

## SUBTAB 2-B-6.3

### SOP: SECURITY AND STORAGE

### RECOMMENDATIONS FOR ANTIVIRALS

Section	Title
2-B: Pandemic Influenza Response Plan; Tab 2-B-6: Antiviral Distribution	Security and storage recommendations for treatment centers and transportation of antivirals.

Number	Approved By	Revision Date
Subtab 2-B-6.3	<i>DRAFT</i>	6/9/2008

<b>Purpose</b>	To ensure adequate security and storage of antivirals at the local level
<b>Responsibility and Scope</b>	The state is responsible for storage at the RSS and security of antivirals during transport to county treatment centers. LHD is responsible for working with its county's treatment centers to ensure proper storage and the best security possible.

<b>Procedures</b>	<p><b>Storage:</b></p> <p>Locally maintained antiviral drugs must be held in a temperature-controlled, secure location licensed by the Board of Pharmacy that meets FDA-established criteria:</p> <ul style="list-style-type: none"> <li>• TAMIFLU® capsules should be stored at 25° Celsius (77° Fahrenheit); excursions permitted to 59°F to 86°F (15°C to 30°C).</li> <li>• RELENZA® should be stored at a room temperature of 77°F (25°C); excursions permitted to 59°F to 86°F (15°C to 30°C).</li> </ul> <p>Since tribes do not fall under the jurisdictions of the Board of Pharmacy, antivirals located on tribal lands do not have to be stored at a licensed facility.</p> <p><b>Security at sites:</b></p> <p>Unless stored on tribal lands, antivirals shall be stored in a location licensed by the Board of Pharmacy. Likewise, because the medication</p>
-------------------	--

	<p>has the potential to be a high-value commodity during a pandemic, the storage and/or treatment sites (e.g., hospital, pharmacy, physician offices, or LHD) should make their antiviral caches <i>as secure as possible</i>. At a minimum, sites should have secure locking mechanisms on entry to storage facilities and limited access to drugs. The most secure measures would be those for controlled substance medication, which include:</p> <ul style="list-style-type: none"> <li>• <i>Small quantities:</i> Store in an Underwriters Lab (UL) listed burglary-resistant safe with a Group 1-R lock, or a GSA Class V rated security container, or the equivalent, which is bolted, strapped, or otherwise securely fastened to the floor or wall in such a way that it cannot be readily removed if it weighs less than 750 pounds.</li> <li>• <i>Large quantities:</i> Store in a vault where the walls, floor and ceiling are constructed of at least 8 inches of reinforced concrete or other substantial substance; the door and frame are UL listed burglary-resistant, GSA Class V rated or equivalent; if constantly left open, have a day gate that is self-closing and self-locking; door has a contact switch and some device to detect unauthorized entry into vault; and vault room has an alarm for unauthorized entry into the area.</li> </ul> <p>Other security measures may include:</p> <ul style="list-style-type: none"> <li>• Installation of security cameras</li> <li>• Posting of guards</li> </ul> <p>Dispensing sites should consult with local law enforcement officials to perform a needs assessment and make recommendations to ensure that, to the extent possible, the site takes adequate security precautions.<b>Security during transport:</b></p> <p>If one treatment center requests antivirals from another, the requesting site is responsible for making arrangements for transportation. LHD plans identify the method of transport. The appropriate minimum security requirements are based on the security environment at the time of transportation. If deemed necessary by local law enforcement, heightened security measures, such as an armed guard or police escort vehicle, are considered. If the transporting entity requires heightened security measures, but cannot provide such measures themselves, they contact the EOC for assistance.</p>
<p><b>Revision History</b></p>	

## SUBTAB 2-B-6.4

### COUNTY DISTRIBUTION MECHANISMS

Counties choose one of the following options:

**Mechanism I** - The state sends antivirals from the state RSS site to the LHD RSS site. The LHD sends antivirals to the treatment sites.

**Mechanism II** - The LHD chooses two or more sites in its county and the state RSS sends antiviral directly to these sites.

The LHDs will determine their distribution mechanism in Spring 2009.

County	Distribution Mechanism	County	Distribution Mechanism
Baker County		Lake County	
Benton County		Lane County	
Clackamas County		Lincoln County	
Clatsop County		Linn County	
Columbia County		Malheur County	
Coos County		Marion County	
Crook County		Morrow County	
Curry County		Multnomah County	
Deschutes County		Polk County	
Douglas County		Sherman County	
Gilliam County		Tillamook County	
Grant County		Umatilla County	
Harney County		Union County	
Hood River County		Wallowa County	
Jackson County		Wasco County	
Jefferson County		Washington County	
Josephine County		Wheeler County	
Klamath County		Yamhill County	

# SUBTAB 2-B-6.5

## RECOMMENDED DAILY DOSAGE OF ANTIVIRALS FOR TREATMENT AND PROPHYLAXIS

Antiviral Agent	Age Groups (years)				
	1–6	7–9	10–12	13–64	>65
<b>Amantadine<sup>a</sup></b>					
Treatment, influenza A	5mg/kg body weight/day up to 150 mg in two divided doses <sup>b</sup>	5mg/kg body weight /day up to 150 mg in two divided doses <sup>b</sup>	100 mg twice daily <sup>c</sup>	100 mg twice daily <sup>c</sup>	<100 mg/day
Prophylaxis, influenza A	5mg/kg body weight /day up to 150 mg in two divided doses <sup>b</sup>	5mg/kg body weight /day up to 150 mg in two divided doses <sup>b</sup>	100 mg twice daily <sup>c</sup>	100 mg twice daily <sup>c</sup>	<100 mg/day
<b>Rimantadine<sup>d</sup></b>					
Treatment, <sup>e</sup> influenza A	NA <sup>f</sup>	NA	NA	100 mg twice daily <sup>c,g</sup>	100 mg/day
Prophylaxis, influenza A	5m/kg body weight /day up to 150 mg in two divided doses <sup>b</sup>	5mg/kg body weight /day up to 150 mg in two divided doses <sup>b</sup>	100 mg twice daily <sup>c</sup>	100 mg twice daily <sup>c</sup>	100 mg/day <sup>h</sup>
<b>Zanamivir<sup>i,j</sup></b>					
Treatment, influenza A/B	NA	10 mg twice daily	10 mg twice daily	10 mg twice daily	10 mg twice daily
<b>Oseltamivir</b>					
Treatment, <sup>k</sup> influenza A/B	dose varies by child's weight <sup>l</sup>	dose varies by child's weight <sup>l</sup>	dose varies by child's weight <sup>l</sup>	75 mg twice daily	75 mg twice daily
Prophylaxis, influenza A/B	NA	NA	NA	75 mg/day	75 mg/day

NOTE: ACIP based this information on data published by the U.S. Food and Drug Administration at [www.fda.gov](http://www.fda.gov), accessed 3/30/2005.

<sup>a</sup> The drug package insert should be consulted for dosage recommendations for administering amantadine to persons with creatinine clearance  $\leq 50$  ml/min/1.73m<sup>2</sup>.

<sup>b</sup> 5 mg/kg body weight of amantadine or rimantadine syrup = 1 tsp/2.2 lbs.

<sup>c</sup> Children aged  $\geq 10$  years who weigh  $< 40$  kg should be administered amantadine or rimantadine at a dosage of 5 mg/kg body weight /day.

<sup>d</sup> A reduction in dosage to 100 mg/day of rimantadine is recommended for persons who have severe hepatic dysfunction or those with creatinine clearance  $\leq 10$  mL/min. Other

persons with less severe hepatic or renal dysfunction taking 100 mg/day of rimantadine should be observed closely, and the dosage should be reduced or the drug discontinued, if necessary.

<sup>e</sup> Approved by FDA only for treatment among adults.

<sup>f</sup> Not applicable.

<sup>g</sup> Rimantadine is approved by FDA for treatment among adults. However, certain experts in the management of influenza consider it appropriate for treatment among children. (See American Academy of Pediatrics, 2003 Red Book.)

<sup>h</sup> Older nursing-home residents should be administered only 100 mg/day of rimantadine. A reduction in dosage to 100 mg/day should be considered for all persons aged  $\geq 65$  years if they experience possible side effects when taking 200 mg/day.

<sup>i</sup> Zanamivir administered via inhalation using a plastic device included in the medication package. Patients will benefit from instruction and demonstration of the correct use of the device.

<sup>j</sup> Zanamivir is not approved for prophylaxis.

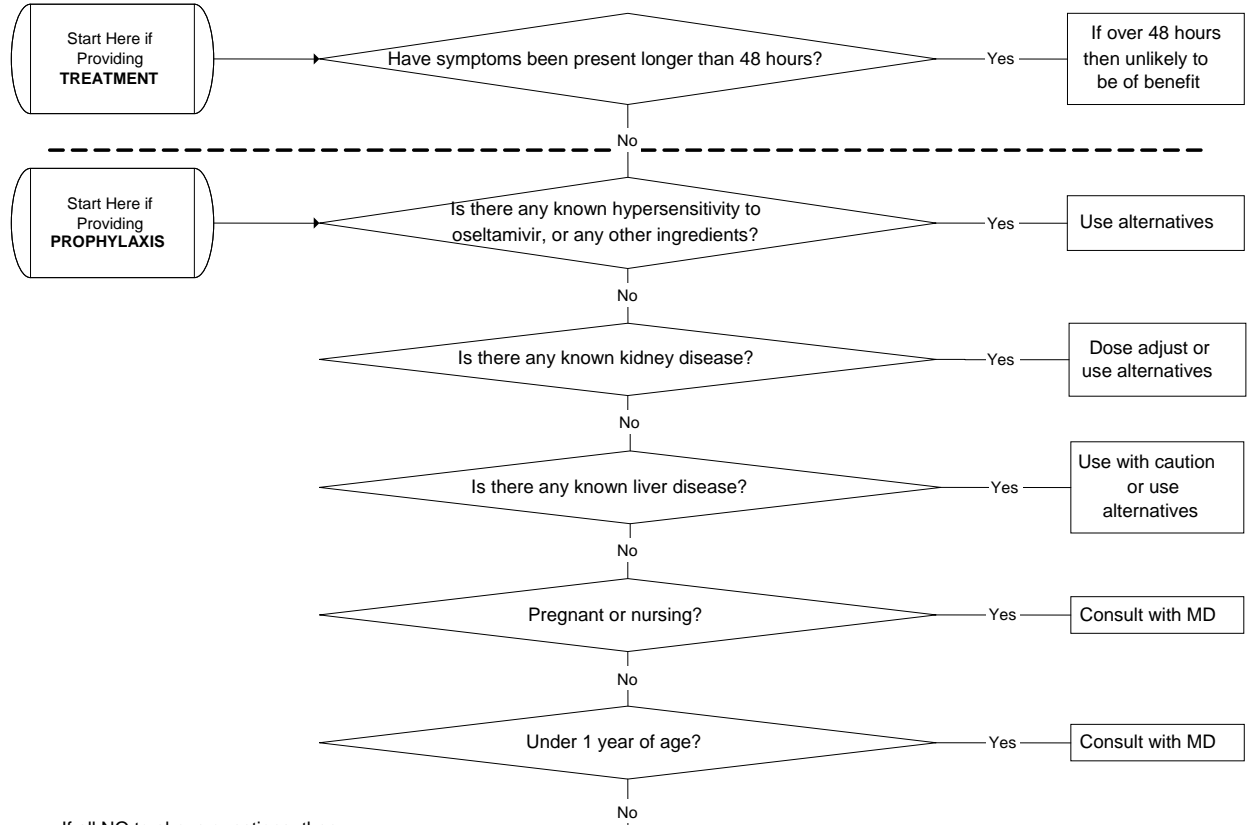
<sup>k</sup> A reduction in the dose of oseltamivir is recommended for persons with creatinine clearance  $< 30$  ml/min.

<sup>l</sup> The dose recommendation for children who weigh  $\leq 15$  kg is 30 mg twice a day. For children who weigh  $> 15$  to 23 kg, the dose is 45 mg twice a day. For children who weigh  $> 23$  to 40 kg, the dose is 60 mg twice a day. And for children who weigh  $> 40$  kg, the dose is 75 mg twice a day.

# **SUBTAB 2-B-6.6**

## **ALGORITHM FOR USING OSELTAMIVIR**

### Oseltamivir (Tamiflu®) as preferred agent



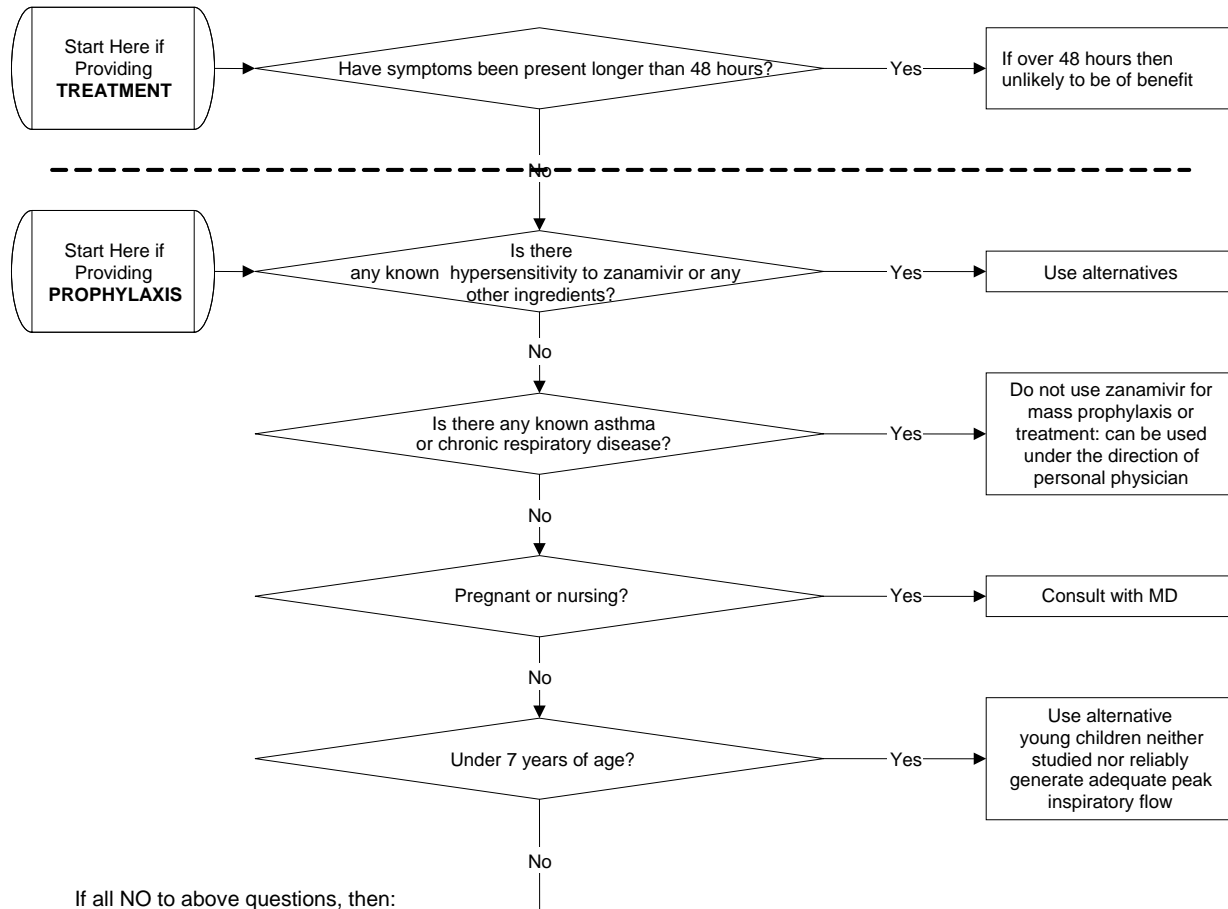
If all NO to above questions, then:

Dose for Treatment				
Creatinine Clearance 10-30 mL/min	75 mg daily for 5 days			
Creatinine Clearance < 10 mL/min	No dosing recommendation; <b>Do Not Use</b>			
≥ 13 years of age	75 mg twice per day for 5 days			
< 13 years ( ≥ 1 Year)	For 5 days (See "Children" table below)			
Dose for Prophylaxis				
Creatinine Clearance 10-30 mL/min	75 mg every other day or 30 mg once daily			
Creatinine Clearance < 10 mL/min	No dosing recommendation; <b>Do Not Use</b>			
≥ 13 years of age	75 mg once daily for at least 10 days*			
< 13 years ( ≥ 1 Year)	For 10 days** (See "Children" table below)			
<b>Side Effects:</b> Most often reported were gastrointestinal. Nausea and vomiting may be less severe if oseltamivir is taken with food.				
*Safety and efficacy have been demonstrated for up to 6 weeks.				
**Prophylaxis in patients 1 to 12 years of age has not been evaluated for longer than 10-day durations.				
Children < 13 years of age and adults unable to swallow pills use the following:				
Body weight in kgs	Body weight in lbs	Recommended 5-day dose for Treatment	Recommended 10-day dose for Prophylaxis	No. bottles needed to obtain recommended dose
< 15 kg	< 33 lbs	30 mg twice daily	30 mg once daily	1
>15-23 kg	33-51 lbs	45 mg twice daily	45 mg once daily	2
>23-40 kg	51-88 lbs	60 mg twice daily	60 mg once daily	2
>40 kg	>88 lbs	75 mg twice daily	75 mg once daily	3

# SUBTAB 2-B-6.7

## ALGORITHM FOR USING ZANAMIVIR

### Zanamivir (Relenza®) as preferred agent



If all NO to above questions, then:

Instructions	Dose for Treatment
Prescribe according to manufacturer's instructions. Distribute Patient Instructions for Use to each patient (available with each treatment course).	2 inhalations twice daily x 5 days
	<b>Dose for Prophylaxis</b> 2 inhalations once daily  Safety and effectiveness of prophylaxis with zanamivir have not been evaluated for longer than 28 days duration.
<b>Side Effect Summary:</b> This drug is inhaled and can cause side effects, especially in those with asthma or other chronic lung disease. Decreased respiratory function and broncho spasm have been reported with use of zanamivir. Zanamivir is generally not recommended for use in persons with underlying lung disease such as asthma and chronic obstructive pulmonary disease. Other side effects reported by less than 5% of those who have used this drug are diarrhea, nausea, sinusitis, nasal infections, bronchitis, cough, headache and dizziness.	

## SUBTAB 2-B-6.8

### SOP: DATA COLLECTION AND REPORTING

Section	Title
2-B: Pandemic Influenza Response Plan; Tab 2-B-6: Antiviral Distribution	SOP: Data collection and reporting procedures for antivirals dispensed at treatment centers.

Number	Approved By	Revision Date
Subtab 2-B-6.8	<i>DRAFT</i>	6/9/2008

<b>Purpose</b>	To ensure proper tracking of antiviral medication throughout the state
<b>Responsibility and Scope</b>	Treatment centers are responsible for keeping track of how many antivirals they receive and dispense and to whom. The state is responsible for receiving those data and reporting to the federal government.

<b>Procedures</b>	<p><b>From treatment centers to individuals:</b></p> <p>All entities distributing antivirals record the total number of courses they receive and keep an inventory of the number of courses they have on hand. Aggregate counts of the number of courses given out and total left for each treatment center are sent to the state once a week, every Monday. Data are reported to the state via email at <a href="mailto:logistics.AOC-PH@state.or.us">logistics.AOC-PH@state.or.us</a> or by fax (fax number to be provided at time of pandemic). See <i>2-B-6.9: Antiviral Courses Tracking Form for Treatment Centers</i> for example reporting form. Reports are sent each week, even if no antivirals have been dispensed during the previous week, to allow for the accurate and up-to-date tracking.</p> <p>Healthcare providers dispensing antivirals also keep individual patient records; all records should be kept for at least three years, per ORS 689.205, OAR 855-041-0060. The following information is recorded for each patient who receives a treatment course (or prophylaxis, if applicable) (See <i>2-B-6.10: Individual Data Collection Form Template</i>).</p>
-------------------	---

	<p><b>Required Data</b></p> <ul style="list-style-type: none"><li>• Name and address</li><li>• DOB and Age</li><li>• Contact number (e.g., office, home, or cell)</li><li>• Medication, dose and quantity given (there is a pre-recorded SIG printed on the bottles, fulfilling the Oregon Board of Pharmacy labeling requirements)</li><li>• Date dispensed</li></ul> <p><b>Highly Encouraged Data</b></p> <ul style="list-style-type: none"><li>• Race</li><li>• Sex</li><li>• County of residence</li><li>• Date illness onset</li></ul> <p>When needed (as determined by OPHD), health care providers will be asked to report the individual level data noted above. Counties should coordinate with treatment centers in their jurisdiction to determine whether they would like the center to report data directly to the state, or if the center should report directly to the county so the county can report to the state.</p> <p>For those entities that have their own record-keeping mechanisms (e.g., pharmacies), a printout of the above information may be generated in place of the report form. Individual-level data may be reported to the state in the following ways:</p> <ul style="list-style-type: none"><li>• Mail the <i>2-B-6.10</i> form (or equivalent printout)</li><li>• Electronically enter data on a password-protected website</li><li>• Mail a password-protected disk with the data in a dbf, excel, or comma separated file format.</li></ul> <p>The Antiviral Distribution Branch (or similar) of the OPHD Agency Operations Center (AOC) will coordinate data collection and will specify the mailing address and electronic data entry site at the time of the pandemic. Copies of the individual and aggregate report forms are available for download from HAN and the OPHD website.</p>
<b>Revision History</b>	

# **SUBTAB 2-B-6.9**

## **ANTIVIRAL COURSES TRACKING FORM FOR TREATMENT CENTERS**



# **SUBTAB 2-B-6.10**

## **INDIVIDUAL DATA COLLECTION FORM**

### **TEMPLATE**

## Antiviral Individual Data Collection Form

### About the Patient

Name \_\_\_\_\_

Parent/Guardian \_\_\_\_\_

Sex  M  F

DOB \_\_/\_\_/\_\_ (m/d/yy) or (if DOB unknown) Age \_\_\_\_

Hispanic  Yes  No  Unknown

Race  White  Black  American Indian  Asian/Pacific Islander  Unknown  
 Refused  Other \_\_\_\_\_

Home Address \_\_\_\_\_

City, State, Zip \_\_\_\_\_

County \_\_\_\_\_

### About the Patient's Illness

Current Date \_\_/\_\_/\_\_ (m/d/yy) Date of Symptom Onset \_\_/\_\_/\_\_ (m/d/yy)  onset unknown

Symptoms: \_\_\_\_\_

Diagnosis of Pandemic Influenza (choose best one):

Confirmed/Supported by lab results ( Rapid Test,  DFA,  Culture)

Clinical or suspect only at this time (Based on Pandemic Influenza Case Definition)

Medications Given (dispensed per protocol):

Oseltamivir Dose: \_\_\_\_\_  Treat  Prophy Lot Number \_\_\_\_\_

Zanamivir Dose: \_\_\_\_\_  Treat  Prophy Lot Number \_\_\_\_\_

None  Other \_\_\_\_\_

### About the Reporting Facility

Name \_\_\_\_\_

Address \_\_\_\_\_

City, County, State, Zip \_\_\_\_\_

Telephone number(s) \_\_\_\_\_

Contact \_\_\_\_\_

## SUBTAB 2-B-6.11

### SOP: ANTIVIRAL EFFECTIVENESS AND ADVERSE EVENTS TRACKING

Section	Title
2-B: Pandemic Influenza Response Plan; Tab 2-B-6: Antiviral Distribution	SOP: Antiviral effectiveness and adverse events tracking

Number	Approved By	Revision Date
Subtab 2-B-6.11	<i>DRAFT</i>	6/9/08

<b>Purpose</b>	To ensure proper tracking of antiviral effectiveness and adverse events
<b>Responsibility and Scope</b>	The state and local health authorities have the responsibility to work with the federal government to track the efficacy of antivirals and any adverse events from antiviral treatment.

<b>Procedures</b>	<p><b>Effectiveness:</b></p> <p>CDC and federal DHHS will collaborate with OPHD on studies to evaluate the effectiveness of antiviral drug use during a pandemic. Antiviral therapy and prophylaxis effectiveness will be assessed by comparing rates of severe influenza-related illness and death among treated and untreated persons and among persons who did and did not receive prophylaxis. Analyses of effectiveness will take into account characteristics that vary among individuals and over time, such as diagnostic practices, length of time to initiate therapy, and changes in the pandemic virus.</p> <p><b>Adverse Events:</b></p> <p>The recommended method for tracking adverse events for antivirals is through MedWatch. MedWatch allows health care professionals and the public to report adverse events from drugs on a voluntary basis. Individuals may report via the web, by faxing or mailing a reporting</p>
-------------------	---

	<p>form (which can be downloaded from the MedWatch site), or over the telephone (see below). Adverse events reported to MedWatch are collated and analyzed by the FDA’s Adverse Events Reporting System (AERS). To help improve the detection of serious adverse effects during an influenza pandemic, the following reporting procedures are recommended:</p> <ul style="list-style-type: none"><li>• Report via web at: <a href="http://www.fda.gov/medwatch/">http://www.fda.gov/medwatch/</a> (the MedWatch reporting form may also be downloaded from this site. Go to: <a href="http://www.fda.gov/medwatch/getforms.htm">http://www.fda.gov/medwatch/getforms.htm</a>)</li><li>• Mailing in the MedWatch form (address on form)</li><li>• Faxing the form to: 1-800-FDA-0178</li><li>• Report by phone to: 1-800-FDA-1088</li></ul> <p>Messages will be sent to healthcare workers and the public about the recognition and reporting of adverse events.</p>
<b>Revision History</b>	

## SUBTAB 2-B-6.12

# SOP: INVESTIGATIONAL NEW DRUG AND EMERGENCY USE AUTHORIZATION

Section	Title
2-B: Pandemic Influenza Response Plan; Tab 2-B-6: Antiviral Distribution	SOP: Investigational new drug (IND) and emergency use authorization (EUA)

Number	Approved By	Revision Date
Subtab 2-B-6.12	<i>DRAFT</i>	6/9/2008

<b>Purpose</b>	To ensure proper IND and EUA procedures if needed
<b>Responsibility and Scope</b>	If an IND is required, or an EUA is granted, the state, LHD, and any treatment center have an obligation to follow federal procedures regarding special drug use, as outlined below.
<b>Procedures</b>	<p>In the event that current antiviral drugs are not effective against a pandemic influenza strain, and an investigational new drug (IND) approved by the U.S. FDA becomes available for use in Oregon, OPHD will distribute the unlicensed antivirals under FDA IND provisions, if necessary. The general requirements for use of an IND drug can be found at <a href="http://www.accessdata.fda.gov/scripts/cdrh/cfdocs/cfcr/CFRSearch.cfm?CFRPart=312">http://www.accessdata.fda.gov/scripts/cdrh/cfdocs/cfcr/CFRSearch.cfm?CFRPart=312</a>.</p> <p>IND protocol consent forms will be sent to the State. The consent forms will be mailed, emailed, or faxed to each distribution and/or dispensing site (see Annex F, Attachment E: <i>SNS plan, Tab E-3-9, SOP: Ship-to Sites: Locations and Points of Contact</i>). The site will be expected to make copies of the form, fill it out and give a copy to each patient who receives an IND, and keep a copy as part of the patient record.</p> <p>Emergency Use Authorization (EUA) procedures allow treatment with a non-FDA approved drug during an emergency. If an EUA is used instead of an IND, all requirements for this use will be fulfilled as</p>

	<p>described by the FDA.</p> <p><b>Reporting IND adverse events:</b></p> <p>Reports to MedWatch should be made when administration of IND drugs results in any of the following outcomes:</p> <ul style="list-style-type: none"><li>• Death</li><li>• Life-threatening adverse drug experience</li><li>• Inpatient hospitalization or prolongation of existing hospitalization (may report even if not sure hospitalization is related to the drug)</li><li>• Persistent or significant disability/incapacity</li><li>• Congenital anomaly/birth defect</li><li>• Any adverse drug experience, the specificity or severity of which is not consistent with the current investigator brochure</li></ul>
<b>Revision History</b>	

# **TAB 2-B-7**

## **COMMUNITY DISEASE CONTROL AND PREVENTION**

## TAB 2-B-7

### COMMUNITY MITIGATION

*This Tab is part of the State of Oregon Emergency Management Plan, Annex F, Appendix 2, Attachment 2- B: Pandemic Influenza, and should be used in conjunction with the rest of Annex F base plan and hazard specific appendices. It is not a stand-alone plan.*

During the early days and weeks of an influenza pandemic, the sorts of medical interventions to which we have become accustomed, vaccines, pharmaceutical treatments, and even hospital support, will likely be limited or entirely unavailable. Specific antiviral therapy, while available for up to 15% of the population, may be of limited efficacy. In this situation, public health measures from an earlier era, such as isolation, quarantine, or closing of public places, may be the only means available to slow the spread of disease. These measures are known as community mitigation.

Influenza is an infectious disease which is usually spread by contact with another person within a few feet, about arm's length. Influenza has a short incubation period (1 to 3 days) and is easily spread from person to person. Some people infected with influenza may shed virus up to one day prior to onset of symptoms. When the next influenza pandemic strikes Oregon, our communities will find that their health care, logistical, and community services are quickly overwhelmed unless community mitigation measures are implemented. Research has shown that mitigation strategies implemented early in a pandemic that reduce personal contact with others can slow the cycle of infection (References 1-4). Slowing the spread of the disease in the community means that fewer people are sick at any given time, and more resources are available for those that are. If people in the community can reduce the number of people with whom they come in close contact, then they can reduce their own risk level while simultaneously slowing community spread. This duality of personal and community benefit is a key message to emphasize in public information messages.

Strategies for achieving this "arm's length" separation involve alterations to individual behavior for the common good. Some important means of achieving this are to ask people who are sick to isolate themselves and ask those who are exposed, and may thus become sick, to quarantine themselves, as well as just asking everyone to "take a step back" and minimize their close contacts as much as they possibly can. Some definitions to help clarify these concepts are:

**Isolation:** Having a person known or believed to be ill remain separate from others to avoid spread of disease. Isolation has a specific legal definition as described in ORS 433.121.

**Quarantine:** Having people who are not ill, but are believed to have been exposed and may be in a symptom free incubation period, remain separate from others to avoid spread of disease. Quarantine has a specific legal definition as described in ORS 433.121, 123, 128, 131, 133, 136, 140.

**Social Distancing:** Efforts to limit contact between people, regardless of whether they are ill or have been exposed or not, to avoid spread of disease. Social distancing is frequently used as a generic term to include isolation, quarantine, and simply “spreading people out” to reduce disease transmission. Throughout this document, social distancing may include activities that could also be termed “isolation” or “quarantine”. When isolation and quarantine (I&Q) are used as specific terms, it reflects their legal status as defined in statute.

All three of these mitigation measures may be used in different ways to protect individuals, and the entire community, during an influenza pandemic.

**Table 1: Distance-based Mitigation Methods:**

<b>Mitigation method</b>	<b>When applied</b>	<b>Duration</b>	<b>Criteria for revoking</b>
Isolation	Upon diagnosis, either by laboratory or clinical criteria.	Until symptoms have resolved and viral shedding has stopped.  Note: This duration for annual influenza would normally be one week but this may vary with a novel pandemic strain.  Note: When possible, isolation is done at home, but it may take place in a medical facility to facilitate the patients’ care as required and feasible.	Recovery and presumed absence of communicability
Quarantine	When an individual or group is identified as having been exposed to an infected individual, i.e., close or household contact.	3-7 days unless symptoms develop, in which case the individual would be placed in isolation.  Note: Whenever possible quarantine would be done at home. Provision for alternative quarantine locations may be required.	Either upon the end of the typical incubation period with no symptoms or see above.
Social Distancing	Entire communities at risk for imminent impact from pandemic influenza.	Until cases cease in the area up to 12 weeks or more.	Cases in region decline to levels meeting rescission guidelines from federal resources.

## Assumptions

- Community mitigation measures are an effective means of slowing the spread of an infectious respiratory disease, but will not prevent the introduction of influenza into Oregon.
- Community mitigation measures are implemented during the early stages of a pandemic.
- The community will follow the recommendations for implementation of mitigation measures.
- Voluntary measures will be emphasized over mandatory measures.
- Existing Oregon laws are adequate for anticipated control measures.
- The Oregon Public Health Division (OPHD) Director with guidance from the Pandemic Influenza Coordinating Committee (PICC) will make recommendations to elected officials about implementing community control measures.
- Local authorities have the resources to publicize the measures.
- Key partners, such as the health care industry and the media, will follow recommendations for implementation of community disease control efforts for the benefit of the community as a whole.

## Objectives

- To minimize the impact of pandemic influenza on Oregon.
- To decrease contact between infected and non-infected individuals.
- To reduce the probability that exposure will cause infection when contact is unavoidable.
- To minimize social and economic consequences of the pandemic.
- To spread the incidence of disease out over time.

## Concept of Operations

In the event of an influenza pandemic, OPHD will communicate with the local health departments (LHDs) via the Health Alert Network (HAN) to begin a statewide implementation of community mitigation measures once cases are identified in Oregon. Community containment measures will be increased or suspended as the situation develops. It is anticipated that implementation will occur simultaneously statewide, but the flexibility to react locally or regionally must be maintained.

For any community mitigation measure, a balance must be struck between efficacy and impact on the individual and society. Driving factors used to make the decision to

implement a control measure will be based upon case fatality and attack rates, geographic distribution, and availability of pharmaceutical measures.

Guidance on when, and to what degree, to implement community mitigation measures will be provided by the state to LHDs and other partners. It is anticipated that impacted agencies will voluntarily comply with OPHD’s policies. However, the I&Q statutes allow OPHD to order and enforce a mandatory closure of facilities, both public and private, during a declared emergency to protect the health of the public. These state statutes and rules provide OPHD and LHDs with the authority to issue and enforce health orders for the duration of an emergency. In the event that any sort of enforcement activity is required, OPHD will support the relevant LHDs in their enforcement efforts.

When needed, a Community Mitigation Branch will be established within the Operations Section of the Agency Operations Center. This branch will collaborate with PICC, the State Health Officer, and the Public Information Officer to provide messages to LHDs, Critical Infrastructure/Key Resource agencies, and other partners as appropriate on when, and to what extent, to initiate community mitigation interventions.

For policy makers, it is important to keep in mind that measures can be lifted if, after their early implementation, it is discovered that they are not needed based upon surveillance data. However, it is not effective to “wait and see,” as once the disease is present in the community, mitigation measures may be less effective. Experience from previous pandemics shows that implementation of measures just a few days after the first cases in a community lead to markedly higher death rates than implementation at or just before the identification of the first local case (Reference 1-4).

**Table 2.** Examples of Anticipated Community Mitigation Measures by Time and Severity

Category	1	2	3	4	5
	Moderate			Severe	
<b>Prepare</b>	<ul style="list-style-type: none"> <li>• Establish partnerships with stakeholders.</li> <li>• Develop written plans.</li> <li>• Conduct drills and exercises.</li> <li>• Recommend hygienic practices (hand washing and “cover your cough”).</li> <li>• Recommend ill individuals stay at home to avoid exposure of others.</li> <li>• Recommend standard emergency preparedness measures, such as keeping adequate food, water, and essential medicines in case of a need to avoid exposure.</li> </ul>				
<b>Respond: Alert</b> <i>WHO Phase 4- 6 US Stage 3; No Cases in US</i>	<ul style="list-style-type: none"> <li>• Review agreed upon roles and responsibilities with stakeholders</li> <li>• Revise plans and communications templates to fit the specific events.</li> <li>• Begin public information campaign.</li> </ul>				

<p><b>Respond: Standby</b> <i>US Stage 4; 1st case in US</i></p>	<ul style="list-style-type: none"> <li>• Increase public information messaging.</li> <li>• Prepare for social distancing measures. <ul style="list-style-type: none"> <li>○ Prepare messages for the public regarding anticipated community mitigation measures.</li> <li>○ Assign a dedicated Public Information Officer to work on community mitigation messages.</li> <li>○ Integrate stakeholders incident command structures with the DHS Agency Operations Center.</li> </ul> </li> </ul>	
<p><b>Respond: Activate</b> <i>US Stage 5; 1st confirmed cluster in state or region</i></p>	<ul style="list-style-type: none"> <li>• Issue statements regarding appropriate implementation of social distancing.</li> <li>• Communicate, early and frequently, what community control measures are recommended, why, and what measures are <b>not</b> needed.</li> </ul>	<ul style="list-style-type: none"> <li>• Cancel classes for pre-kindergarten to university.</li> <li>• Implement messages regarding recommendations for adult social distancing, I&amp;Q.</li> <li>• Communicate guidance on use of PPE in a community setting.</li> </ul>
<p><b>Recover</b> Rate of spread meets latest federal guidance for rescinding measures</p>	<ul style="list-style-type: none"> <li>• Restock emergency supplies.</li> <li>• Rescind mitigation orders as needed.</li> <li>• Review events and update/modify plans as needed.</li> </ul>	

## Voluntary versus Mandatory Measures

Given the anticipated number of ill people (up to 35% of the population over 12 weeks), the possibility of communicability preceding symptoms, the resultant complication of identifying candidates for isolation/quarantine, and the history of resistance to mandatory government measures, it is anticipated that voluntary social distancing, quarantine, and isolation will have both a higher degree of compliance and require fewer resources than attempting a mandatory enforcement paradigm. State and county law enforcement may identify individuals who are non-compliant with I&Q guidelines and whose actions present a direct risk to their community and can be isolated and quarantined according to existing statute.

Voluntary social distancing measures by their very nature will depend on rapid communication with the public. As much as possible, information will be delivered prior to cases, and the accompanying panic, appear.

## Trigger Points

Specific triggers for particular community mitigation strategies are discussed in detail in the Subtabs. In general, however, each mitigation measure implemented must be balanced

against its impact on the social and economic well being of the community. Identifying the trigger points will require a detailed assessment of the speed of spread and severity of the disease before it arrives in Oregon, the impact of measures implemented elsewhere, and the latest guidance from international and federal partners. When the proper course of timing or action is unclear, early action will be taken. Mitigation measures may then be relaxed or rescinded as the situation develops.

## **Rescission of Community Mitigation Measures**

When the surveillance data indicate that the rate of disease in the region has decreased to a level consistent with the then current federal guidance and best practice from other regions responding to the pandemic, the process of gradually relaxing restrictions will begin. It is expected that cases will gradually reduce in number and that some measures may be relaxed ahead of others. Specific predictions are not possible given the current state of the science surrounding the impact of community mitigation measures and the unknown nature of any pandemic flu strain in advance.

The Community Mitigation Branch will collaborate with the State Health Director and the Epidemiology Branch to determine the appropriate timeline to rescind community mitigation measures based upon the current federal guidance and apparent best practices from other areas responding to the pandemic.

Communities will be informed of rescission of measures via the same methods as those used when the measures were enacted and in coordination with LHDs and other partners. This is a recovery process, and it is not anticipated that community functions will immediately return to normal. Specifically, it will take days to weeks for school districts to be able to regroup staff to the point of being able to resume classes. This gradual resumption of normal activities will allow time for surveillance efforts to detect a recurrence of disease that could require specific reissuing of some measures.

## **Roles and Responsibilities**

Roles and responsibilities for the specific types of community mitigation measures are discussed in the Subtabs.

## **Oregon Public Health Division**

OPHD will lead and coordinate the pandemic response in collaboration with LHDs. In general, determination of which measures should be used and for how long, will be recommended by OPHD and the LHDs. Additionally neighboring state governments, federal partners, and the private sector will be key partners for success.

## **Prepare**

- Cultivate relationships between state and local public health, law enforcement, and other agencies to clarify roles and responsibilities, communication methods, and

logistical considerations of community wide implementation of mitigation measures during an influenza pandemic.

- Coordinate and conduct a robust statewide exercise and training program.

## **Respond**

### **Alert:**

When a novel strain of influenza has been identified to be a significant pandemic risk:

- Begin a focused public information campaign to enhance community buy-in with the concept of voluntary implementation of I&Q utilizing Attachment C of Annex F and Tab 2-B-1 of the Pandemic Influenza Hazard Appendix.
- Coordinate with LHDs and health care agencies to plan for treatment and support of isolated patients.
- Begin to assess the possible severity of the novel strain with an eye towards the level of community mitigation measures that may be necessary.

### **Standby:**

When the pandemic strain is beginning to spread in North America:

- Enhance and expand public information messaging (Attachment C of Annex F and Tab 2-B-1 of the Pandemic Influenza Hazard Appendix).
- Prepare to deploy a system to allow individuals to self register as cases in voluntary isolation or exposed in voluntary quarantine via a variety of means (e.g., web accessible database, telephone call center, etc.).
- Begin public information campaign on anticipated community mitigation measures, why and when they would be enacted, and what people can do to prepare.

If the pandemic is **severe**:

- Prepare legal documents required for involuntary isolation or quarantine of individuals who refuse to comply with voluntary recommendations and subsequently present a significant risk to their community (See Annex F – Attachment A: Authorities)

### **Activate:**

#### **Moderate:**

The decision to implement an Oregon-wide social distancing process in response to pandemic influenza is a state-level responsibility. As such, it will be a function of the OPHD and the State Public Health Officer to set I&Q guidelines based upon the severity category of the pandemic for implementation by LHDs. The guidelines will be discussed with and likely issued by the Governor. Generic social distancing guidelines will be implemented as the first cases in the area are being identified, and the strictness of the recommendations will be based upon disease severity. The range of restrictions is expected to extend from a robust “standard flu season” message of personal hygiene and remaining home while ill for a very moderate pandemic to a community-wide call to avoid as much

contact as at all possible in a severe pandemic. Direction to the public will be communicated via media outlets and LHDs informing them on the signs and symptoms of the disease and what measures they should take regarding home isolation/quarantine, self and home care, and where and how to access community services such as medical care, food and other supplies, and additional public health guidance.

**Severe:**

Additional measures such as recommendations for LHDs to close public gathering places, modify mass transit, and suspend public meetings/large gatherings are expected to be made. I&Q have specific legal processes to follow, and the guidelines are anticipated to be issued in two stages if the severity warrants the use of such restrictive measures:

**The “early” stage:** It is anticipated that the initial cases of pandemic influenza in Oregon will arrive from international locations and may occur on a small enough scale that would lend itself to the application of conventional communicable disease measures (See Hazard Appendix 2: *Acute and Communicable Disease*). Patients diagnosed, either by laboratory confirmation or by clinical symptoms, will be subject to isolation either at home or in a medical facility as appropriate. Individuals identified as having been exposed to a known or suspected case will be quarantined, either voluntarily or, if necessary to protect the community, using existing laws, until they have either become ill and entered isolation or the incubation period has expired. This situation would be handled in accordance with standard regulations, rules and statutes for communicable disease control. This mode of treating the novel pandemic influenza strain as a “normal” quarantine-eligible disease will continue as long as cases are epidemiologically linked (linked to each other) and OPHD’s Acute and Communicable Disease Program has evidence to support the idea that the disease can be managed using individual-based efforts.

For as long as feasible, a database will be maintained to allow people with influenza and those who are exposed to self-register. Registration can be done on the web, by calling a toll free number, or at clinics and hospitals. It is anticipated that this system may not be sufficiently robust to function during the peak pandemic period. A description of protocols for diagnosis and tracking of novel influenza cases is in Subtab 2.2: *Investigative Guideline: Novel Influenza A such as H5N1*.

**The “advanced” stage:** In the event that either early control measures are insufficient to prevent further spread or initial cases present themselves at a rate such that conventional communicable disease measures are not feasible, then the effort would move to a consequence management process. At this stage, compliance with I&Q procedures becomes highly dependent upon individual cooperation as the facilities do not exist to adequately screen, identify, isolate, and enforce the compliance of hundreds to thousands of impacted people. Also at this stage, it is not feasible to have epidemiological investigations of cases or database maintenance.

## Local Health Departments

### Prepare

During an influenza pandemic, LHDs are responsible for community surveillance and assessment of control measures, as well as communicating federal and state guidance to other agencies and entities in their jurisdiction. Preparedness activities to ensure LHDs' ability to carry out social distancing recommendations include:

- Outreach to community partners
- Coordination with owners/operators of large businesses, venues, and gathering places
- Coordination with faith-based communities, both to prepare them for social distancing recommendations and to assist them in being able to continue to provide community services during a pandemic
- Coordination with education sector
- Coordination with local media

### Respond

- Modify state and federal guidance to meet local conditions
- In coordination with OPHD, implement public information campaign to distribute information on the level of social distancing and home isolation/quarantine recommended.
- With law enforcement, enforce I&Q orders, as appropriate, especially during the "early" period of the pandemic.

## Private Citizens

### Prepare

- Develop a home response plan for emergencies, including the ability to self-support to the degree possible. Expect to experience a period of at-home isolation or quarantine during the pandemic period.
- Keep vital records, necessary medications/medical supplies, and food on hand in the event you are isolated, quarantined, or otherwise homebound. Recommendations for how long one should prepare for home isolation vary. Longer is better within the financial and general logistical limits of each household. Home isolation of a family with several overlapping instances of illness among members could last several weeks.
- Plan to modify work, school, and social activities to minimize contact with those outside the household during the time that influenza is spreading in the community.
- Stay home if you, anyone in the home, or anyone with whom you have had close contact is experiencing flu-like symptoms.

## Respond

- Comply with public health recommendations and orders regarding personal behavior.
- Stay home if ill or exposed to people who are ill.
- To the extent feasible provide care for the ill at home (see *Fact Sheet: Home Care in a Pandemic* in Tab A-6, Attachment A, Hazard Appendix 2-B).

## Recover

- Restore home preparedness resources in case there are subsequent waves of the pandemic.

## Critical Infrastructure/Key Resource Agencies

In order to insure their ability to continue to provide services, critical infrastructure/key resource (CI/KR) agencies, including government agencies, will:

- Support public health's public information messages about staying home when sick or exposed.
- Implement human resources rules and procedures to facilitate possible extended sick leave during a pandemic.
- Exclude sick employees from the workplace and actively discourage exposed employees as well.
- Encourage, when applicable, tele-working or other feasible social distancing measures.
- Spread employees out in worksites so that they are working at least 5 to 6 feet apart.
- Consider sequestration of unexposed critical employees in situations/worksites where this is reasonable.

While particularly important for CI/KR agencies, these recommendations are applicable to all employers.

## References

1. Centers for Disease Control and Prevention, Interim Pre-pandemic Guidance: Community Strategy for Pandemic Influenza, February, 2007
2. Haber, M.J., et al., "Effectiveness of Interventions to Reduce Contact Rates during a Simulated Influenza Pandemic," *Journal of Emerging Infectious Diseases* 13(4), 581, 2007.
3. Markel, H., et al., "Nonpharmaceutical Interventions Implemented by US Cities during the 1918-1919 Influenza Pandemic," *JAMA* 298(6), 644, 2007.
4. Olson, D.R. & Heffernan, R.T., "Surveillance Triggers for Community-Based Mitigation of Pandemic Influenza," *Advances in Disease Surveillance* 4, 182, 2007.

## Subtabs

<b>Tab Number</b>	<b>Tab Title</b>	<b>Status</b>	<b>Anticipated Completion Date</b>
2-B-7.1	Community Mitigation for Educational and Childcare Institutions	Completed	
2-B-7.2	Travel Restrictions for Pandemic Influenza	Completed	
2-B-7.3	Community Use Of Personal Protective Equipment (PPE)	Completed	

# **SUBTAB 2-B-7.1 COMMUNITY MITIGATION FOR EDUCATIONAL AND CHILDCARE INSTITUTIONS**

# **SUBTAB 2-B-7.1**

## **COMMUNITY MITIGATION FOR EDUCATIONAL AND CHILDCARE INSTITUTIONS**

### **Introduction**

Public health and educational and childcare institutions at the state and local level need to work together to respond effectively to an influenza pandemic, as children, adolescents, and young adults are traditionally a population especially vulnerable to the impact of influenza. In addition, evidence from earlier pandemics suggests that the social distancing of children and adolescents greatly reduces the spread of influenza in the community, even in the absence of other community containment measures, as described in the Centers for Disease Control's "*Interim Pre-pandemic Planning Guidance*" (Reference 1).

This Subtab focuses on canceling classes for elementary and secondary schools, higher education, and childcare facilities.

### **Situation and Assumptions**

#### **Situation**

Cancellation of classes will be utilized in a "severe" (CDC category 4 or 5) pandemic situation and in other instances where statewide or local conditions warrant the disruption of normal school activities. In general, the decision to implement this measure will be driven by the case fatality rate, geographic distribution of cases, attack rate, and unavailability of an effective vaccine. Because of numerous complications and economic issues, the decision to close all educational facilities will not be taken lightly. However, evidence shows that school/daycare closure is very effective at slowing the spread of influenza, and thus this will likely be one of the first substantial community mitigation measures to be put in place. The proposed criteria for triggering a statewide school-based social distancing effort by canceling classes are:

- Identification of a confirmed case, or cases, of a novel influenza strain, which presents a plausible risk of spread in Oregon; AND,
- A case fatality ratio of >1.0% (Category 4 or 5).

In the event of a "moderate" pandemic of categories 1-3, less disruptive methods of control may be used. Class cancellations or school closures are not expected to be the centerpiece response to a milder pandemic, though they may be used in isolated circumstances, typically in response to high absenteeism.

In a moderate scenario, the primary measures taken will be:

- Self-imposed home isolation of students and staff with influenza-like symptoms

- Good infection control and personal hygiene practices
- Staff education on district and other rules for the exclusion of sick students.

## Assumptions

- Oregon Public Health Division (OPHD) is the lead state agency for responding to pandemic influenza. Oregon Department of Education (ODE) is the lead state agency for the administration of Oregon public school programs. Oregon Department of Labor is the lead state agency for the administration of some childcare facilities. Oregon State Board of Higher Education (OSBHE) is the lead state agency for Oregon public institutions of higher education.
- Private educational institutions and some childcare facilities are administered via a variety of means, but all are subject to public health authority.
- Community mitigation measures represent the best public health practice and offer the greatest possible benefit to community health and safety in the absence of pharmaceutical interventions.
- Existing Oregon laws are adequate to allow for the cancellation of classes in primary and secondary schools, higher education, and childcare. **Public health, both at the state and local level, is granted by statute the authority to close schools/cancel classes in an emergency or to protect the public's health** (ORS 431.264 and 433.441).
- Cancellation of classes for school/childcare populations will provide a critical social distancing measure, which will reduce, or at the minimum slow, the spread of pandemic influenza.
- Closure of childcare facilities presents a tremendous pressure on working parents, and thus the economy and response capacity for critical functions.
- The overall estimated clinical attack rate will be 35%, ranging from 20% among working adults to 40% among children in schools or childcare facilities.
- The State Health Officer, in consultation with the Pandemic Influenza Coordinating Committee, has the authority by statute and will make the decision to implement course cancellation and other community-based mitigation measures based upon the epidemiological data available.
- LHDs agree to support and implement the decisions of the State Health Officer.
- ODE will support the decision of the State Health Officer and will facilitate interactions between public health and local education organizations.
- Education Service Districts (ESDs) will be the local/regional points of contact for ODE.

## Concept of Operations

In the event of a severe influenza pandemic, OPHD will direct statewide implementation of public health measures once cases are identified in Oregon. Community containment measures will be increased or suspended as the situation develops. In the case of schools

and childcare, cancellation of classes is anticipated to be a primary community containment measure and will be implemented early in the response process. It is anticipated that cancellation of classes will occur simultaneously statewide, but the flexibility to react locally or regionally must be maintained. It is also anticipated that ODE, school districts, as well as private schools, childcare, and other educational institutions, will voluntarily comply with OPHD's recommendations. However, statutes allow OPHD to order and enforce a mandatory closure of both public and private schools during a public health emergency.

To minimize the health and societal effects of a pandemic, the operational priorities are to:

- Decrease contact among individuals, both in class settings and in the community, to reduce infection within the community at large.
- Communicate trigger points for the implementation of community control measures to educational facilities.
- Establish criteria for resuming normal operations.

Guidance on when, and to what degree, to suspend classes and other operations will be provided by OPHD to LHDs, ODE, OSBHE, and other relevant state and local agencies. ODE recommends that regional coordination of education sector communications, logistics, and operations be centralized at ESDs. ODE and ESDs will facilitate communication and logistical support with local schools and boards to efficiently suspend normal operations of both classroom education and other activities sponsored by the school that involve gatherings of students.

The coordination of any ongoing educational activities (e.g., web based learning) will be a responsibility of ODE in partnership with ESDs, local school districts, and federal agencies. Additionally, education partners will be responsible for assessing the pandemic's impacts on academic progress and the development of appropriate recovery plans. Specific education emergency response and business continuity information is discussed in ODE's plan, which is currently under development.

The State Health Officer will determine when normal operations may resume. Guidance will be provided to LHDs, ESDs, and others as the situation develops. The recovery period will begin as early as federal guidance and the regional situation allows. State surveillance efforts will continue to monitor for additional pandemic waves, which may require additional class cancellations or other community containment measures, intermittently until the pandemic subsides.

Whether an individual institution "closes" or "cancels classes" will depend on the specific functions of the facility. The intent of the order is that traditional classes be cancelled. This may not require "closure" if the school has the capability to do online or other alternative means of education that do not involve close contact.

**Table 1: Anticipated education-based responses**

Category	1	2	3	4	5
	<i>&lt;1% case fatality ratio</i>			<i>&gt;1% case fatality ratio</i>	
	Moderate			Severe	
<b>Prepare</b>	<ul style="list-style-type: none"> <li>• Establish communication plans with partners</li> <li>• Exercise plans</li> </ul>				
<b>Respond: Alert</b>	<ul style="list-style-type: none"> <li>• Education of students on infection control and how to protect oneself during an influenza pandemic</li> <li>• Send information to parents concerning facility’s plan for responding to the pandemic.</li> </ul>				
<b>Respond: Standby</b>	<ul style="list-style-type: none"> <li>• Stress home isolation of sick students/staff</li> <li>• Screen students/staff and exclude those showing influenza like symptom</li> </ul>			<ul style="list-style-type: none"> <li>• Inform parents early of proposed class cancellation</li> </ul>	
<b>Respond: Activate</b>	<ul style="list-style-type: none"> <li>• Stress home isolation of sick students/staff</li> <li>• Screen students/staff and exclude those showing influenza like symptoms</li> <li>• Possible isolated school closure based upon absenteeism or localized severe outbreak</li> </ul>			<ul style="list-style-type: none"> <li>• Cancel classes prior to cases in the community; disruption may last 12 weeks or more</li> <li>• Possible additional periods of cancellation based upon disease recurrence in the region</li> </ul>	
<b>Recover</b>	<ul style="list-style-type: none"> <li>• Implement academic recovery plans as needed.</li> <li>• Provide mental health services as needed.</li> <li>• Compile lessons learned and refine plans.</li> </ul>				

Once a decision to implement class cancellation/institutional closure has been made by the Public Health Officer, communication of that decision becomes the primary task. It is anticipated that ODE will have a representative present, in person or via phone, during the decision process on cancellation. Either this representative or the Public Health Officer will inform the State Superintendent of Schools of the decision and the timetable for implementation. Immediately thereafter OPHD and ODE will take the following steps:

**Table 2 – Communication Procedures**

OPHD	ODE
<ol style="list-style-type: none"> <li>1. Inform LHDs via standard emergency communication methods (see Attachment D of Annex F).</li> <li>2. LHDs communicate the message to their ESDs, their school districts, and local independent/private schools, depending on the county.</li> </ol>	<ol style="list-style-type: none"> <li>1. Inform ESDs of the decision.</li> <li>2. ESDs communicate with education partners in their region, depending on their plan.</li> </ol>

It is anticipated that local school districts will receive the notification from both their ESD and their LHD. This dual notification is considered beneficial as it acts as a redundant method of notification.

## Roles and Responsibilities

### State of Oregon

#### Oregon Public Health Division

##### Prepare

- Establish communication plans with partners
- Exercise plans

##### Respond: Alert

- Prepare messages for partners describing the developing situation and the potential impact for Oregon.
- Begin to evaluate the apparent severity of the novel virus and attempt to predict the level of mitigation measures required.
- Release initial public information messages to LHDs, ODE, OSBHE, and other relevant state and local agencies to inform staff, students, and parents of potential school/daycare closures and/or class cancellations.
- Release public information messages to the press.

##### Respond: Standby

##### Moderate

- Distribute messages to LHDs, ODE, OSBHE, and other relevant state and local agencies on strict personal hygiene using template in SOP 2-B-7.1.1.
- Update case definition for pandemic influenza and distribute to LHDs, ODE, OSBHE, and other relevant state and local agencies for use as an exclusion criteria for staff and students.

- Communicate recommendations to LHDs, ODE, OSBHE, and other relevant state and local agencies for the implementation of community control measures.

### **Severe**

As for Moderate and:

- Distribute warning order to LHDs, ODE, OSBHE, and other relevant state and local agencies regarding the likelihood of prolonged cancellation of classes. (See communication diagram in SOP 2-B-7.1.1)

### **Respond: Activate**

#### **Moderate**

Inform LHDs via the Health Alert Network (HAN) of ordered or recommended community mitigation measures that will include, but not be limited to, the following:

- Implementation of exclusion plan for ill staff and students.
- Information messages to partner agencies stressing the importance of keeping ill students home, as well as siblings of sick children or those otherwise exposed.
- Increased emphasis on personal hygiene in school settings.
- Possible short-term cancellation of classes in response to high absenteeism or illness in the community.
- Coordinate with Federal agencies on timeline for resuming normal operations.

#### **Severe**

As appropriate from Moderate and:

- Communicate the Public Health Officer's decision to cancel classes and suspend normal activities. Staff may remain on site at the discretion of LHDs and education authorities.
- Public and private schools' classes and daycare facilities will be cancelled/closed for up to 12 weeks. Additional cancellations may be needed.
- Issue press release regarding response plan and duration of mitigation measures.
- The Public Health Director, or designee, will inform LHDs, ODE, OSBHE, and other relevant state and local agencies of the cancellation/closure decision.
- OPHD will use HAN to communicate mitigation measures to health partners.

#### **Recover**

- Communicate summarized surveillance data to LHDs
- Coordinate rescinding of class cancellation measures with LHDs, ODE, OSBHE, and other relevant state and local agencies as the situation necessitates.
- Coordinate public information messages with LHDs, ODE, OSBHE, and other relevant state and local agencies on the resumption of classes and normal education activities.

## Oregon Department of Education

### Prepare

- Define policies for handling:
  - Funding issues related to prolonged cancellation.<sup>1</sup>
  - Staffing issues: identification of critical staff, furlough procedures, salary and benefit concerns, etc.
  - Alternative education plans.
  - Possible alternative tasking for staff and facilities.
  - Impacts on special populations.
  - Impacts on academic progress.
- Guidance on possible continuation of local free school lunch/breakfast programs.
- Establish process for coordinating response efforts.

### Respond: Alert

- Coordinate sending an alert notification to Education Service Districts (ESDs) describing continuity of education plans and summarizing possible actions.
- Begin process of getting temporary business continuity rules passed by the State Board of Education to be used in the event an extended cancellation of classes is needed.

### Respond: Standby

#### Severe

- With the State Board of Education, implement rules for extended disruptions.

### Respond: Activate

#### Moderate

- Use information from OPHD regarding exclusion of ill staff/students and other measures.
- Assist local districts that have school closures due to high absenteeism in resolving resultant funding or academic progress issues.

#### Severe

- In cooperation with ESDs, coordinate cancellation of classes in local districts.
- Establish and distribute guidelines on resolving academic progress and funding issues.

### Recover

- Coordinate funding and academic recovery plans for impacted districts.
- Use information from OPHD regarding messages to ESDs, staff, parents, and students on the safety of returning to class/normal operations.

---

<sup>1</sup> If schools cancel classes, most schools have a commitment to continue to pay staff and teachers their salaries. When classes resume, education days will need to be made up, and thus staff and teachers will be paid for a longer than usual school year. This situation could cause funding issues.

## Oregon State Board of Higher Education

To be developed.

## Oregon Department of Labor (Childcare Facilities)

To be developed.

## Local Organizations

### Local Health Departments

#### Prepare

- Establish communication plans with partners
- Exercise plans
- Lead local preparedness activities
- Establish partnership with local educational institutions both public and private
- Customize school notification letters and other communication templates

#### Respond: Alert

- Inform public of proposed community mitigation measures.

#### Respond: Standby

#### Moderate

- Provide information to OPHD on disease incidence in the local jurisdiction which may trigger a cancellation of classes
- Coordinate messages with education partners

#### Severe

As for Moderate and:

- Finalize preparations for a prolonged class cancellation: departmental staffing plan, coordination with local education officials, etc.
- Identify possible alternative uses for school facilities and resources.

#### Respond: Activate

#### Moderate

- Continued surveillance.
- Implement recommended/ordered community mitigation measures.
- Evaluate compliance with community mitigation measures.
- Communicate state orders to education partners via prepared letters.

**Severe**

As appropriate from Moderate and:

- Implement cancellation of classes in partnership with local schools.
- Coordinate any emergency utilization of school resources or staff.

**Recover**

- Communicate suspension of mitigation efforts to local population.

## Education Service Districts

It is anticipated that regional ESDs will provide coordination among local school districts and their LHDs during a pandemic, although the participation of ESDs will likely vary greatly by community. ODE and OPHD decided that, in order to simplify the notification structure, communications to and from local school districts and individual schools should be routed through the ESD. ESDs are encouraged to become active in planning for an influenza pandemic. The following roles and responsibilities represent guidance developed between ODE and OPHD.

**Prepare**

- Establish communication plans with partners.
- Exercise plans.
- Prepare plans for managing staff and student needs during a suspension of classes.
- Develop plans for school operations for all levels of pandemic severity.
- Explore alternative education methods, e.g., distance education, etc.
- Develop plans for providing free lunch/breakfast program during a pandemic, as feasible.

**Respond: Alert**

- Coordinate messages with LHDs and local education partners.

**Respond: Standby****Moderate**

- Coordinate sending a standby notification to schools describing continuity of education plans and what actions are anticipated.
- Educate students on infection control and how to protect oneself during an influenza pandemic.

**Severe**

As for Moderate and:

- Communicate ODE guidance regarding cancellation of classes.

**Respond: Activate****Moderate**

- Cooperate with local health department and comply with community mitigation efforts.
- Collaborate with public health on developing informational messages concerning infection control and personal hygiene; communicate those messages to schools.
- Implement plan for excluding ill staff and students per provided case definition for pandemic influenza.

**Severe**

- Cancel classes and other gatherings when requested to do so by OPHD and LHDs.
- If possible, provide distance education.
- Implement business continuity plan.
- Implement free lunch/breakfast continuity plan.

**Recover**

- Provide for psychological support for students and staff.
- Establish an academic recovery plan to make up lost classroom time.

**Local School Districts**

To be developed.

**Private, Independent and Parochial Schools**

Notification of private schools will be coordinated with the LHD and ESD in whose jurisdictions they reside. OPHD will coordinate planning efforts with umbrella organizations that cross local jurisdictions such as the Department of Catholic Schools, Oregon Federation of Independent Schools, etc., to facilitate communications.

**Childcare Facility**

It is anticipated that childcare facilities will comply with state and local health guidelines voluntarily and that orders will not need enforcement. Individual childcare facilities will be responsible for directly informing staff, children, and parents of public health measures impacting their populations. Communication with licensed facilities will be through the Department of Labor, whereas unlicensed facilities (those with <6? children) will need to be proactive in receiving communications from the press, OPHD, their LHD, or the Department of Labor.

**Prepare**

- Prepare plans for managing staff and child needs during a suspension of classes.
- Develop plans for operations for all levels of pandemic severity.

**Respond: Activate**

**Moderate**

- Cooperate with LHDs by complying with community mitigation efforts
- Collaborate with public health on informational messages concerning infection control and personal hygiene
- Exclude ill staff and children per provided case definition for pandemic influenza

**Severe**

- Cancel classes and other gatherings when requested to do so by OPHD and LHDs.

**Recover**

- Provide for psychological first aid support for children and staff.

**Critical Infrastructure/Key Resource (CI/KR) Agencies****Prepare/Alert/Standby**

- Identify critical employees and estimate the number who may need help arranging childcare during a pandemic.
- Coordinate with childcare providers, employee parent groups and other partners on emergency childcare options.

**Activate****Moderate**

- Facilitate flexible work schedules and sick leave for employees as possible to keep sick children out of daycare and school facilities.

**Severe**

- Implement workplace distancing, work from home, and furlough plans as applicable to critical functions.
- Assist critical employees in arranging safer childcare arrangements.

**Individual Higher Education Institutions**

To be developed.

**References**

1. Centers for Disease Control and Prevention, Interim Pre-pandemic Guidance: Community Strategy for Pandemic Influenza, February, 2007
2. Haber, M.J., et al., "Effectiveness of Interventions to Reduce Contact Rates during a Simulated Influenza Pandemic," *Journal of Emerging Infectious Diseases* 13(4), 581, 2007.

## Acronyms

CDC	Centers for Disease Control
CI/KR	Critical Infrastructure/Key Resources
ESD	Education Service District
ODE	Oregon Department of Education
OPHD	Oregon Public Health Division
OSBHE	Oregon State Board of Higher Education
PICC	Pandemic Influenza Coordinating Committee
SOP	standard operating procedure

## Active Issues

Issue	Recommendations	Anticipated Completion
Methods of contacting OSBHE, and private, independent, and parochial schools	Add contacts to HAN	
Specific guidance on financial and academic policies for impacted districts is not completed	ODE is actively working on these issues	
OSBHE has not yet defined roles and responsibilities		
Department of Labor has not yet defined roles and responsibilities for cancellation of child care at licensed facilities		
Very few plans exist at any level of K-12 education, public and private, and ESDs		

# **SOP 2-B-7.1.1 OPHD AND LHD COMMUNICATION PROCEDURES FOR SCHOOL-BASED MITIGATION IN A SEVERE PANDEMIC INFLUENZA**

To be developed.

# **SUBTAB 2-B-7.2**

## **TRAVEL RESTRICTIONS FOR PANDEMIC INFLUENZA**

## **SUBTAB 2-B-7.2**

# **INTERNATIONAL TRAVEL RESTRICTIONS FOR PANDEMIC INFLUENZA**

International travel restrictions may help slow the spread of pandemic influenza. If an influenza pandemic begins outside of the United States, screening of inbound international travelers may slow importation of the virus into Oregon. If a pandemic begins or is occurring in the United States, screening of outbound international travelers may slow spread to other countries. Screening of travelers on domestic flights may slow, but will not stop, the spread of pandemic influenza within the United States if it is not yet widespread throughout the country.

Restriction of international and interstate travel is a federal responsibility. Federal agencies likely to be involved include CDC, U.S. Customs Border Protection, U.S. Immigration and Naturalization Service, and the Federal Aviation Administration. The Oregon Public Health Division (OPHD) will coordinate with these agencies and local partners in developing and implementing strategies that may be used to limit importation of pandemic influenza. OPHD will coordinate with state and local partners in developing and implementing travel-related strategies that may limit spread within Oregon.

While CDC rightfully is requiring international surveillance at the state level, the literature suggests that travel restrictions alone are impractical and of little use (References 1-3). For instance, one set of models suggests that "air travel restrictions are ... unlikely to delay spread [of an influenza pandemic] by more than 2-3 weeks unless more than 99% effective" (Reference 2).

## **Assumptions**

- Oregon has four major ports of entry [Astoria (Clatsop County), Coos Bay (Coos County), Newport (Lincoln County), and Portland (Multnomah County)].
- Port of Portland is the only Oregon airport with direct inbound and outbound international flights, and they are limited.
- Most Oregon-bound international passengers will clear U.S. customs at points of entry outside of Oregon.
- An influenza pandemic will most likely not begin in Oregon.
- Travel restrictions may slow, but not stop, the spread of an influenza pandemic.

## **Objectives**

- Slow the importation of pandemic influenza into Oregon via infected travelers.
- Slow the spread of pandemic influenza within the United States via infected travelers.
- Slow the spread of pandemic influenza within Oregon via infected travelers.

# Roles and Responsibilities

## Oregon Public Health Division

This section describes the roles and responsibilities of OPHD in managing travel activities during each pandemic phase. Oregon Department of Transportation is the lead agency in transportation issues (ESF-1).

### Prepare

- Assist LHDs with ports of entry in developing protocols for managing ill arriving passengers of airplanes or ships (see *Checklist for County Emergency Management* in this Subtab).
- Participate in exercises of these protocols and procedures with federal, state, and local partners.
- Assist LHDs in dissemination of CDC health information to travelers (e.g., In the News, Outbreak Notices, Travel Health Precautions, and Travel Health Warnings - <http://www.cdc.gov/travel/default.aspx>).
- Collaborate with CDC Quarantine Station and LHDs to develop protocols and procedures for the management of ill arriving passengers meeting the clinical and epidemiologic criteria for infection with a novel strain of influenza (see Subtab 2-B-2.1).
- Consult with the CDC on the management of contacts of ill travelers. During Phase 3, this will be done on a case-by-case basis and will be based on the following factors:
  - The likelihood that the suspected case is novel influenza.
  - The likelihood of human-to-human transmission, based on the transmissibility of the virus during this phase.
  - The feasibility of tracing and monitoring contacts.
- Strategies might include:
  - Health monitoring of contacts without restriction of activities.
  - Quarantine at home or designated facility (if there is a probability that the ill passenger is infected with novel influenza and transmissibility between humans).
  - Antiviral prophylaxis or treatment.

### Respond

#### Alert/Standby:

- Reevaluate clinical and epidemiological criteria for evaluation of suspected cases of novel influenza.
- Assist LHDs in dissemination of CDC health information to travelers.
- Collaborate with CDC Quarantine Station and LHDs to modify protocols and procedures for the management of ill arriving passengers as the pandemic alert phases change.

- Consult with CDC on the management of contacts of ill travelers. During Alert/Standby, this will be done on a case-by-case basis as described in Prepare.

**Activate:**

- Continue procedures in Alert/Standby
- Collaborate with CDC to reevaluate protocols and procedures for the management of ill arriving passengers. Strategies may include:
  - Provide guidance on infection control practices to airlines and ships.
  - Isolate ill passengers and quarantine contacts as necessary.
  - Collect information on all arriving passengers if notification is warranted.

In the later stages of the pandemic, there will be extensive and sustained transmission. Travel-related control strategies will depend on how widely the virus has spread within Oregon and the U.S. OPHD will collaborate with the CDC and state and local partners to:

- Distribute travel health alert notices to passengers arriving from affected countries.
- Post travel alert notices in airports.
- Collect information on arriving passengers if notification is warranted.
- Evaluate other strategies that might include:
  - Cancellation of “non-essential” travel to/from affected countries.
  - Closure of mass transit systems.

If the level of influenza transmission in the United States is high, but most regions of the country have not yet been affected, OPHD will work with federal, state, and local partners to develop strategies to slow introduction into Oregon. Strategies might include:

- Limiting or canceling nonessential travel to affected areas.
- Implementation of increased disease surveillance.
- Distribution of travel health alert notices on domestic flights.
- Isolation of arriving ill domestic flight passengers and quarantine of travel contacts using protocols for international travel.
- Closing mass transit systems.
- Closing interstate bus and train routes.

If the level of influenza transmission in Oregon is high, but most parts of the state have yet to be affected, OPHD will work with state and local partners to develop strategies to slow spread across the state. Strategies might include:

- Travel advisories to limit travel in affected areas of the state.
- Recommendation to limit intrastate bus, train, and airline travel.

If the level of influenza transmission in the United States represents a high risk of **exportation** of disease, OPHD will work with federal, state and local partners to develop strategies to decrease this risk. Strategies might include:

- Distribution of travel health warnings to outbound passengers.
- Recommend cancellation of “non-essential” travel to other countries.

- Implementation of pre-departure screening of outbound travelers.

## References

1. Germann, T.C., et al., "Mitigation Strategies for Pandemic Influenza in the United States," *PNAS* 130(15), 5935, 2006.
2. Hodgkinson, D. "Air Transport and Pandemic Influenza," Research Note. Downloaded from <http://www.hodgkinsongroup.com/documents/Hodgkinson.Pandemic%20Influenza.pdf>.
3. World Health Organization, "Nonpharmaceutical Interventions for Pandemic Influenza, National and Community Measures," *Emerging Infectious Diseases* 12(1), 88, 2006.

## Attached Documents

Title	Status	Anticipated Completion Date
2-B-7.5.1 - SOP: Disseminating CDC Travel Notices	In Process	
2-B-7.2.2 - Checklist for Counties with Ports of Entry	Completed	

## **2-B-7.2.1 SOP: DISSEMINATING CDC TRAVEL NOTICES**

To be developed.

## **2-B-7.2.2 CHECKLIST FOR COUNTY EMERGENCY MANAGERS WITH INTERNATIONAL PORTS OF ENTRY**

County Emergency Managers in the four counties that have international ports should use the following checklist to work with partners to develop plans, protocols, and Memoranda of Understanding (MOUs) that address the following:

### **Managing Ill Travelers at Ports of Entry**

- Meeting vessels with a reported ill person
- Notification procedures among involved organizations, including OPHD
- Separation of ill traveler from other passengers
- Medical assessment and referral of ill traveler for evaluation and care
- MOUs with emergency medical services in the jurisdiction for provision of assessment and transport of suspected cases
- MOUs with hospitals in the jurisdiction to facilitate isolation, evaluation, and management of suspected cases

### **Quarantine procedures for exposed passengers, crew, and emergency workers**

- Identification of quarantine facilities for short-term quarantine (a few days)
- Identification of quarantine facilities for longer-term quarantine (up to 10 days) if suspect case's diagnosis is confirmed
- Identification and transport of exposed contacts to a quarantine facility
- Enforcement of quarantine
- Provision of goods and services to people under quarantine

# **SUBTAB 2-B-7.3**

## **COMMUNITY USE OF PERSONAL PROTECTIVE EQUIPMENT (PPE)**

## SUBTAB 2-B-7.3

# COMMUNITY USE OF PERSONAL PROTECTIVE EQUIPMENT (PPE)

There is a lack of hard scientific data concerning the efficacy of masks or respirators in public settings for the control of influenza. Preliminary interim guidance from CDC is fragmented and tentative<sup>1</sup> and is attached. The general guidance is:

- Whenever possible, rather than relying on the use of facemasks or respirators, close contact (within 3 feet) and crowded conditions should be avoided during a pandemic.
- An option for individuals is to wear a mask or respirator when entering crowded settings, both to protect their nose and mouth from other people's coughs and to reduce the wearer's likelihood of coughing on others. The time spent in crowded settings should be as short as possible.
- Individuals for whom close contact with an infectious person is unavoidable should consider using a respirator, including those who must take care of a sick person (e.g., family member with a respiratory infection) at home.
- Facemasks and respirators should be used in combination with other preventive measures, such as hand hygiene and social distancing, to help reduce the risk for influenza infection during a pandemic.

## Definitions

**Mask** (or facemask) refers to disposable masks cleared by the U.S. Food and Drug Administration (FDA) for use as medical devices. This includes facemasks labeled as surgical, dental, medical procedure, isolation, or laser masks. Such facemasks have several designs. Masks do not require individual fit testing prior to use.

**Respirator** refers to an N95 or higher filtering face piece respirator certified by the U.S. National Institute for Occupational Safety and Health (NIOSH). Respirators must be fit tested for each individual prior to use.

---

<sup>1</sup> Interim Public Health Guidance for the Use of Facemasks and Respirators in Non-Occupational Community Settings during and Influenza Pandemic, Centers for Disease Control, 2007.

## **Interim Public Health Guidance for the Use of Facemasks and Respirators in Non-Occupational Community Settings during an Influenza Pandemic**

*This document describes interim guidance for the use of facemasks<sup>1</sup> and respirators<sup>2</sup> in certain public settings during an influenza pandemic. Very little information is available about the effectiveness of facemasks and respirators in controlling the spread of pandemic influenza in community settings. In the absence of scientific data, this document offers interim recommendations that are based on public health judgment and on the historical use of facemasks and respirators in other settings. In brief, these interim recommendations advise the following:*

- *Whenever possible, rather than relying on the use of facemasks or respirators, close contact<sup>3</sup> and crowded conditions should be avoided during an influenza pandemic.*
- *Facemasks should be considered for use by individuals who enter crowded settings, both to protect their nose and mouth from other people's coughs and to reduce the wearers' likelihood of coughing on others. The time spent in crowded settings should be as short as possible.*
- *Respirators should be considered for use by individuals for whom close contact with an infectious person is unavoidable. This can include selected individuals who must take care of a sick person (e.g., family member with a respiratory infection) at home.*

*Facemasks and respirators should be used in combination with other preventive measures, such as hand hygiene and social distancing, to help reduce the risk for influenza infection during a pandemic. This interim guidance will be updated as new information becomes available.*

### **Introduction**

In November 2005, the U.S. Department of Health and Human Services (HHS) published the [HHS Pandemic Influenza Plan](http://www.hhs.gov/pandemicflu/plan) ([www.hhs.gov/pandemicflu/plan](http://www.hhs.gov/pandemicflu/plan)), which provides public health guidance to national, state, and local policymakers and

---

<sup>1</sup>Unless otherwise specified, the term “facemasks” in this document refers to disposable masks cleared by the U.S. Food and Drug Administration (FDA) for use as medical devices. This includes facemasks labeled as surgical, dental, medical procedure, isolation, or laser masks. Such facemasks have several designs. One type is affixed to the head with two ties, conforms to the face with the aid of a flexible adjustment for the nose bridge, and may be flat/pleated or duck-billed in shape. Another type of facemask is pre-molded, adheres to the head with a single elastic band, and has a flexible adjustment for the nose bridge. A third type is flat/pleated and affixes to the head with ear loops. Facemasks cleared by FDA for use as medical devices have been determined to have specific levels of protection from penetration of blood and body fluids.

<sup>2</sup>Unless otherwise specified, “respirator” in this document refers to an N95 or higher filtering facepiece respirator certified by the U.S. National Institute for Occupational Safety and Health (NIOSH).

<sup>3</sup>Three feet has often been used by infection control professionals to define close contact and is based on studies of respiratory infections; however, for practical purposes, this distance may range up to 6 feet. The World Health Organization defines close contact as “approximately 1 meter”; the U.S. Occupational Safety and Health Administration uses “within 6 feet.” For consistency with these estimates, this document defines close contact as a distance of up to approximately 6 feet.

health departments for use during an influenza pandemic. Among the infection control measures described in the *Plan* is the use of facemasks and respirators in the healthcare and community settings (see Part 2, Infection Control [Supplement 4] and Community Disease Control and Prevention [Supplement 8]). Since publication of the *Plan*, HHS has received many comments and inquiries about the use of facemasks and respirators during a pandemic.

The U.S. Centers for Disease Control and Prevention (CDC) is unaware of any major new scientific information related to either the transmission of influenza viruses or the effectiveness of facemask or respirator use in preventing the transmission of these viruses since the drafting of the *Plan*. However, given the requests for additional public health guidance, CDC has prepared this document to assist in planning for decisions regarding the use of facemasks and respirators during a pandemic. As used in this guidance, “non-occupational community settings” refer to places and locations other than workplace and healthcare settings (e.g., mass transit, public gatherings, households); interim guidance for workplace and healthcare settings is provided in other documents (see below).

For advice on surgical mask and respirator use in healthcare settings, consult the document, [Interim Guidance on Planning for the Use of Surgical Masks and Respirators in Healthcare Settings during an Influenza Pandemic](http://www.pandemicflu.gov/plan/healthcare/maskguidancehc.html) ([www.pandemicflu.gov/plan/healthcare/maskguidancehc.html](http://www.pandemicflu.gov/plan/healthcare/maskguidancehc.html)), which provides a framework to facilitate planning for those settings. Together, the interim guidance documents for the healthcare and community settings augment and supersede information contained in the *HHS Pandemic Influenza Plan*, and they will be updated and amended as new information becomes available. A separate document, [Guidance on Preparing Workplaces for an Influenza Pandemic](http://www.osha.gov/Publications/influenza_pandemic.html) ([www.osha.gov/Publications/influenza\\_pandemic.html](http://www.osha.gov/Publications/influenza_pandemic.html)), prepared by the U.S. Department of Labor, provides guidance for facemask and respirator use in occupational settings (healthcare and non-healthcare) during an influenza pandemic. For more information about pandemic influenza, visit [www.pandemicflu.gov](http://www.pandemicflu.gov).

## **Background**

An influenza pandemic will likely cause illness in large numbers of people in almost every community worldwide. Influenza is thought to be transmitted from person to person by close contact (within 6 feet) with individuals who are infected with influenza virus (e.g., via exposure to respiratory secretions). It is unclear to what extent inhalation of small particles or direct exposure to larger droplets contributes to this close-range transmission of influenza viruses. Experience with influenza viruses transmitted from person to person in institutional settings indicates that most transmission occurs over short distances; long-distance transmission through the air (e.g., via ventilation systems) has not been demonstrated. For a more detailed discussion of influenza virus transmission, see [Appendix A](#) of [Interim Guidance on Planning for the Use of Surgical Masks and Respirators in Healthcare Settings](#)

[during an Influenza Pandemic](http://www.pandemicflu.gov/plan/healthcare/maskguidancehc.html)  
([www.pandemicflu.gov/plan/healthcare/maskguidancehc.html](http://www.pandemicflu.gov/plan/healthcare/maskguidancehc.html)).

For many respiratory infections other than influenza, transmission occurs primarily during the later stages of illness when infected persons are likely to stay home or seek medical care. In contrast, influenza tends to be most infectious during the early stages of illness, especially just after the onset of coughing and sneezing. Therefore, much influenza transmission during a pandemic is likely to occur in non-healthcare settings, such as schools, public gatherings, and households. Although it is not possible to completely avoid all risk of becoming infected while continuing to interact with others in the community, individuals and households can use various strategies, including those described in this document and elsewhere (see below), to help limit the risk of exposure to themselves and their families.

Vaccination is generally considered the most effective way to prevent seasonal influenza. However, unlike the typical situation with seasonal influenza, an effective vaccine may not be available for all people early in a pandemic. Thus, current U.S. pandemic preparedness and planning efforts have included the coordinated use of nonpharmaceutical interventions to help reduce the spread of influenza. This approach is described in [Interim Pre-Pandemic Planning Guidance: Community Strategy for Pandemic Influenza Mitigation in the United States — Early, Targeted, Layered Use of Nonpharmaceutical Interventions](http://www.pandemicflu.gov/plan/community/commitigation.html) ([www.pandemicflu.gov/plan/community/commitigation.html](http://www.pandemicflu.gov/plan/community/commitigation.html)), which would be used in conjunction with this interim guidance for facemask and respirator use.

Community-based interventions include the following:

- isolation and treatment with influenza antiviral medications of persons with confirmed or probable pandemic influenza;
- voluntary home quarantine of members of households with confirmed or probable influenza cases;
- dismissal of students from schools and school-based activities, and closure of childcare programs coupled with protecting children through social distancing in the community; and
- social distancing of adults in the community and in the workplace.

One social distancing strategy is to avoid crowds, individuals with an influenza-like illness, and other situations that increase the risk of exposure to someone who may be infectious. If it is absolutely necessary to be in a crowded setting, the time spent in a crowd should be as short as possible. If used correctly (see below), facemasks and respirators may help to prevent some exposures while in a crowded setting; however, they should be used along with other prevention interventions, such as cough etiquette (see [www.cdc.gov/flu/professionals/infectioncontrol/resphygiene.htm](http://www.cdc.gov/flu/professionals/infectioncontrol/resphygiene.htm)) and hand hygiene (see [www.cdc.gov/flu/protect/stopgerms.htm](http://www.cdc.gov/flu/protect/stopgerms.htm)).

There is very limited information on the use of facemasks or respirators for the control of pandemic influenza in community settings. Thus, it is difficult to assess

their potential effectiveness in controlling influenza in these settings. In the absence of definitive data, this interim guidance document draws from the principles of traditional infection control and industrial hygiene approaches used for enhancing protection of healthcare personnel in the healthcare setting during an influenza pandemic. (For background, see [\*Interim Guidance on Planning for the Use of Surgical Masks and Respirators in Healthcare Settings during an Influenza Pandemic\*](#); [www.pandemicflu.gov/plan/healthcare/maskguidancehc.html](http://www.pandemicflu.gov/plan/healthcare/maskguidancehc.html)). However, there are fundamental differences between the healthcare and community settings, including the following:

- in the healthcare setting, exposure to an infectious source is frequently intense and prolonged, which would be less likely in the community;
- in the healthcare setting, the infectious source (e.g., an ill person or contaminated item) is more likely to be known to be infectious than it would be in community settings; and
- in the healthcare setting, the ability to provide direct training in the proper use of facemasks and respirators is much more readily available than it is in the community setting.

Because of these and other differences, recommendations for the community setting differ from those for healthcare settings.

This document emphasizes that the use of facemasks or respirators is only one part of a combination of approaches that can be used to help reduce the spread of virus from infectious to non-infected persons. Guidance on community preventive measures is provided in [\*Interim Pre-Pandemic Planning Guidance: Community Strategy for Pandemic Influenza Mitigation in the United States — Early, Targeted, Layered Use of Nonpharmaceutical Interventions\*](#) ([www.pandemicflu.gov/plan/community/commmitigation.html](http://www.pandemicflu.gov/plan/community/commmitigation.html)).

Certain practices related to taking care of a person infected with influenza at home can create potentially infectious aerosols and require more stringent precautions (e.g., use of a respirator by a caregiver in the home). Examples include giving nebulizer treatments to children with asthma who have influenza and providing care (e.g., suctioning) for people with chronic respiratory conditions. Specific guidance for friends or family members who need to provide care for ill individuals at home is currently in preparation and will be available at [www.pandemicflu.gov](http://www.pandemicflu.gov).

If new information becomes available about the effectiveness of current or future facemasks or respirators in controlling influenza in community settings, this interim guidance document will be revised accordingly.

## **Recommendations**

The timing and severity of the next influenza pandemic cannot be predicted. Information about the prevalence and severity of influenza in a pandemic may affect how these and other public health recommendations are applied. Once a pandemic is

under way and more is known about the characteristics (e.g., virulence, transmissibility, clinical manifestation, drug susceptibility, and risk to different age groups and subpopulations) of a given pandemic strain, these recommendations may be modified. (Appendix 1 summarizes the interim guidance for facemask and respirator use during a pandemic, and Appendix 2 provides a sample public fact sheet that describes these recommendations in lay language).

### 1. **Avoid the Source**

During an influenza pandemic, people should avoid contact with ill individuals and with groups of people that might include infectious individuals. While close contact (within 6 feet) with an individual ill with influenza carries an increased risk of infection, more crowded conditions increase the probability of being exposed to infectious material (e.g., from coughs and sneezes). Crowded settings should be avoided to the greatest extent possible during a pandemic.

Some individuals, such as pregnant women and persons with certain underlying medical conditions (e.g., cardiopulmonary disease or immunodeficiency), are at increased risk for severe illness or complications from seasonal influenza infection, and they may likewise be at high risk during a pandemic as well. In addition to the usual risk groups, others may be at high risk for severe illness and complications during a pandemic (e.g., normally healthy children or young adults). It is especially important that all persons who are at high risk avoid crowded settings and adhere to recommended infection prevention practices.

### 2. **Contain the Source**

When individuals are ill with respiratory symptoms (e.g., coughing, sneezing) during an influenza pandemic, they should stay at home except when it is critically necessary to leave (e.g., to obtain medical care). Individuals with a respiratory illness should wear a facemask to contain respiratory secretions (e.g., to cover coughs and sneezes) if they are in the presence of others. For specific information about the use of facemasks by ill persons (“source control”), see [Interim Guidance for the Use of Masks to Control Influenza Transmission](http://www.cdc.gov/flu/professionals/infectioncontrol/maskguidance.htm) ([www.cdc.gov/flu/professionals/infectioncontrol/maskguidance.htm](http://www.cdc.gov/flu/professionals/infectioncontrol/maskguidance.htm)). For information about masks cleared by the FDA and legally marketed as medical devices in the United States, see [Masks and N-95 Respirators](http://www.fda.gov/cdrh/ppe/masksrespirators.html) ([www.fda.gov/cdrh/ppe/masksrespirators.html](http://www.fda.gov/cdrh/ppe/masksrespirators.html)). For information on cough etiquette and hand hygiene, see [Stopping the Spread of Germs at Home, Work & School](http://www.cdc.gov/flu/protect/stopgerms.htm) ([www.cdc.gov/flu/protect/stopgerms.htm](http://www.cdc.gov/flu/protect/stopgerms.htm)).

Since a facemask worn by a coughing person may reduce the amount of potentially infectious material released into the surrounding area, one strategy for reducing the spread of influenza would be to encourage everyone to wear a facemask while they are together if a group gathering is unavoidable. This might reduce the overall risk to the group by increasing the likelihood that all unanticipated coughs and sneezes would be covered and that respiratory secretions would not be widely spread while people are speaking or breathing.

Another strategy that could reduce this risk would be to screen individuals as they enter a gathering and to exclude anyone with a cough or fever, or anyone who has been exposed to an ill household member. No approach is foolproof and instituting such measures may be problematic, but each strategy may have additive benefits when a gathering is unavoidable.

### 3. **Prevent/Limit Exposures**

If a gathering is unavoidable, crowding should be minimized and every effort should be made to encourage cough etiquette (see [www.cdc.gov/flu/professionals/infectioncontrol/resphygiene.htm](http://www.cdc.gov/flu/professionals/infectioncontrol/resphygiene.htm)) and hand hygiene (e.g., tissues, waste baskets, handwashing facilities, and alcohol-based hand sanitizers as an alternative to handwashing should be readily available; see [www.cdc.gov/flu/protect/stopgerms.htm](http://www.cdc.gov/flu/protect/stopgerms.htm)). In addition, individuals may consider wearing a facemask or respirator to help prevent exposure to respiratory secretions from symptomatic individuals. Different types of currently available facemasks and respirators are described in [Appendix B](#) of *Interim Guidance on Planning for the Use of Surgical Masks and Respirators in Healthcare Settings during an Influenza Pandemic* ([www.pandemicflu.gov/plan/healthcare/maskguidancehc.html](http://www.pandemicflu.gov/plan/healthcare/maskguidancehc.html)).

Facemasks do not form a tight seal on the wearer's face and are not designed to filter out small particles that can be inhaled and that may have a role in influenza transmission. However, facemasks are useful in blocking large infectious droplets (created when a person coughs or sneezes nearby) from landing on the susceptible mucous membranes of the wearer's nose and mouth; this is thought to be an important mode of influenza transmission. Facemasks have the advantages of being relatively comfortable to wear and inexpensive to purchase. In addition, small facemasks are available that can be worn by children, but it may be problematic for children to wear them correctly and consistently. Moreover, no facemasks (or respirators) have been cleared by the FDA specifically for use by children. For these reasons, other prevention strategies (e.g., hand hygiene, social distancing) should be considered for this population (see *Interim Pre-Pandemic Planning Guidance: Community Strategy for Pandemic Influenza Mitigation in the United States — Early, Targeted, Layered Use of Nonpharmaceutical Interventions*; [www.pandemicflu.gov/plan/community/commitigation.html](http://www.pandemicflu.gov/plan/community/commitigation.html)).

Washable fabric masks are used in many parts of Asia and elsewhere in the world when disposable facemasks are unavailable. However, no reusable fabric masks have been evaluated by the FDA for use in preventing transmission of infectious agents, and none are legally marketed in the United States for use in infection control.

NIOSH-certified N95 and higher filtering facepieces are made of dense material that is certified to filter out very small particles that can be inhaled. To be most effective, these types of respirators should form a tight seal against the wearer's face. They also will block both small splashes and large droplets. These respirators are most effective and safest when the wearer has been properly fitted

(i.e., fit-tested) and provided with a health assessment and training to use the device. In the non-work setting, this fit-testing, health assessment, and training may be difficult to obtain, since these activities are usually performed for workers as part of an occupational health program. Respirators are not designed to form a tight fit on people with very small faces (e.g., children) or who have facial hair. N95 and higher respirators are less comfortable to wear than facemasks because the density of the material makes it more difficult to breathe through. Reusable (e.g., elastomeric) respirators are also available. These respirators can be cleaned, repaired, and re-used, but special precautions should be followed when using them. For more information about respirators, see [NIOSH Safety and Health Topic: Respirators](http://www.cdc.gov/niosh/npptl/topics/respirators/) ([www.cdc.gov/niosh/npptl/topics/respirators/](http://www.cdc.gov/niosh/npptl/topics/respirators/)).

Persons with pre-existing heart or lung disease or other health conditions may have difficulty breathing through some respirators and should consult with their personal physicians before using a respirator. For more information about respirators, refer to [Appendix B](http://www.pandemicflu.gov/plan/healthcare/maskguidancehc.html) of [\*Interim Guidance on Planning for the Use of Surgical Masks and Respirators in Healthcare Settings during an Influenza Pandemic\*](http://www.pandemicflu.gov/plan/healthcare/maskguidancehc.html) ([www.pandemicflu.gov/plan/healthcare/maskguidancehc.html](http://www.pandemicflu.gov/plan/healthcare/maskguidancehc.html)).

Both facemasks and respirators may be beneficial in discouraging wearers from inadvertently touching their nose or mouth with unwashed hands, which could help prevent virus transmission and infection.

#### ***Length of time and risk of exposure***

Several activity-related and personal issues should be considered before deciding whether to wear a facemask or respirator for personal protection in non-occupational settings during a pandemic. The primary consideration in selecting between a facemask and respirator is whether close contact **is expected** with someone who has symptomatic pandemic influenza. Other considerations may include the duration of the event and whether it will or will not be crowded. One should also consider personal issues, such as the ability to wear a respirator correctly for the period of time anticipated. As noted above, compared with a respirator, a facemask is more comfortable to wear and could likely be worn for longer periods, but is not intended to provide protection against smaller inhalable particles. In contrast, if used correctly, a respirator can provide protection against most smaller inhalable particles, but is less comfortable than a facemask and is more difficult to wear for longer periods of time.

If the activity in which interaction with other members of the community is unavoidable, but is unlikely to involve close contact with an ill individual, a facemask could be comfortably worn during this interval to prevent unexpected splashes from a sneeze or cough reaching the wearer's nose or mouth. (Examples include a brief trip to a grocery store to purchase food and supplies or attending essential religious services.)

If there is the expectation of close contact with a symptomatic individual, every effort should be made to limit the duration of exposure to the ill individual(s) to as short a period as possible. In such situations, proper use of a well-fitted N95 or higher respirator may be a reasonable choice. (Examples include treating an ill family member in the home or visiting an ill neighbor to deliver food or medications.)

Planning assumptions project that there will likely be shortages of respirators during a sustained pandemic. For example, quantities of N95 or higher respirators may have to be prioritized for use by certain healthcare workers whose occupational activities place them at increased risk for infection. If supplies of N95 or higher respirators are not available, facemasks can provide protection against large-droplet exposure and should be worn when close contact with ill persons is anticipated. If supplies of respirators and facemasks are unavailable, washable fabric masks might afford some protection against exposure to large droplets. However, no reusable fabric masks have been evaluated by the FDA for use in preventing transmission of infectious agents, and none are legally marketed in the United States for use in infection control.

#### ***Considerations for using facemasks and respirators***

To offer optimal protection, both facemasks and respirators need to be worn correctly and consistently throughout the time they are used. Facemasks can be worn comfortably for longer periods, but they are not designed to prevent inhalation of small particles. Respirators, if worn and fitted correctly, will provide protection against most small particles, although they are not specifically designed to prevent transmission of infectious agents. There is limited evidence available to suggest that use of a respirator without fit-testing may still provide better protection than a facemask against inhalation of small particles.

Respirators should be inspected for damage (e.g., cracks) and structural integrity. For example, if the filter material is physically damaged or soiled, the respirator should be discarded. Users should familiarize themselves with the different types and limitations of facemasks and respirators and with the proper method for wearing them (see [Appendix B](#) of [Interim Guidance on Planning for the Use of Surgical Masks and Respirators in Healthcare Settings during an Influenza Pandemic](#); [www.pandemicflu.gov/plan/healthcare/maskguidancehc.html](http://www.pandemicflu.gov/plan/healthcare/maskguidancehc.html)).

Wearing a facemask or respirator incorrectly or removing or disposing of it improperly can contaminate the wearer's hands or mucous membranes with virus, possibly resulting in exposure of the wearer or others to the virus. Proper facemask or respirator use and removal include the following:

- Prior to putting on a facemask or respirator, wash hands thoroughly with soap and water. Use an alcohol-based hand sanitizer if soap and water are not available.

- Avoid touching the outside of the facepiece during and after use to help prevent contamination of hands with infectious material that may have collected there.
- Once worn, the disposable facemask or respirator should be removed carefully using the elastic bands or ties at the back of the head (avoid touching the facepiece) and appropriately discarded in the regular trash. If disposable facemasks and respirators are unavailable and a reusable fabric mask is used, it should be removed in the same way and laundered with normal laundry detergent and tumble-dried in a hot dryer. As noted previously, no reusable fabric masks have been evaluated by the FDA for use in preventing transmission of infectious agents, and none are legally marketed in the United States for use in infection control.
- After the facemask or respirator has been removed and discarded, wash hands thoroughly with soap and water. Use an alcohol-based hand sanitizer if soap and water are not available.

### **Additional Considerations**

The lack of clear scientific evidence regarding the effectiveness of facemasks and respirators in protecting against influenza poses a challenge to proposing interim guidance on the use of these devices during a pandemic. Similarly, important operational and policy questions regarding the manufacturing, supply, and distribution of facemasks and respirators, and public education about their use, remain unresolved. Additional studies of influenza virus transmission coupled with research and development of improved facemask/respirator technologies may yield new practical and effective approaches for helping to prevent influenza during a pandemic.

This interim guidance document will be revised as new information about the use of facemasks and respirators in the setting of pandemic influenza becomes available. For up-to-date information about pandemic influenza, visit [www.pandemicflu.gov](http://www.pandemicflu.gov).

## **Appendix 1**

### Summary of Interim Recommendations for Facemask and Respirator Use in Certain Community Settings during an Influenza Pandemic

Information on the use of facemasks<sup>1</sup> and respirators<sup>2</sup> for the control of pandemic influenza in community settings is extremely limited. Thus, it is difficult to assess their potential effectiveness in controlling influenza in these settings. In the absence of clear scientific data, the interim recommendations below have been developed on the basis of public health judgment and the historical use of facemasks and respirators in other settings.

During an influenza pandemic, the risk for influenza can be reduced through a combination of simple actions. No single action will provide complete protection, but an approach combining the following steps may help decrease the likelihood of infection: handwashing, isolation and treatment with antiviral medications of persons with confirmed or probable influenza, voluntary home quarantine of members of households with confirmed or probable influenza cases, reduction of unnecessary social contacts, and avoidance whenever possible of crowded or congested social settings.

When it is absolutely necessary to enter a crowded setting or to have close contact<sup>3</sup> with persons who might be infectious, the time spent in that setting should be as short as possible. If used correctly, facemasks and respirators may help prevent some exposures, but they should be used along with other preventive measures, such as social distancing and hand hygiene. When crowded settings or close contact with others cannot be avoided, the use of facemasks or respirators should be considered as follows:

- Whenever possible, rather than relying on the use of masks or respirators, close contact and crowded conditions should be avoided during an influenza pandemic.

---

<sup>1</sup>Unless otherwise specified, the term “facemasks” refers to disposable masks cleared by the U.S. Food and Drug Administration (FDA) for use as medical devices. This includes facemasks labeled as surgical, dental, medical procedure, isolation, or laser masks. Such facemasks have several designs. One type is affixed to the head with two ties, conforms to the face with the aid of a flexible adjustment for the nose bridge, and may be flat/pleated or duck-billed in shape. Another type of facemask is pre-molded, adheres to the head with a single elastic band, and has a flexible adjustment for the nose bridge. A third type is flat/pleated and affixes to the head with ear loops. Facemasks cleared by the FDA for use as medical devices have been determined to have specific levels of protection from penetration of blood and body fluids.

<sup>2</sup>Unless otherwise specified, “respirator” refers to an N95 or higher filtering facepiece respirator certified by the U.S. National Institute for Occupational Safety and Health (NIOSH).

<sup>3</sup>Three feet has often been used by infection control professionals to define close contact and is based on studies of respiratory infections; however, for practical purposes, this distance may range up to 6 feet. The World Health Organization uses “approximately 1 meter”; the U.S. Occupational Safety and Health Administration uses “within 6 feet.” For consistency with these estimates, this document defines close contact as a distance of up to 6 feet.

- Facemasks should be considered for use by individuals who enter crowded settings, both to protect their nose and mouth from other people's coughs and to reduce the wearers' likelihood of coughing on others; the time spent in crowded settings should be as short as possible.
- Respirators should be considered for use by individuals for whom close contact with an infectious person is unavoidable. This can include selected individuals who must care for a sick person (e.g., family member with a respiratory infection) at home.

These interim recommendations will be revised as new information about the use of facemasks and respirators in the setting of pandemic influenza becomes available. For up-to-date information about pandemic influenza, visit [www.pandemicflu.gov](http://www.pandemicflu.gov).

## **Appendix 2**

### **What You Should Know about Using Facemasks and Respirators during a Flu Pandemic**

*This fact sheet provides information about the use of facemasks and respirators in public places during an influenza (flu) pandemic. It does not address the use of facemasks and respirators in the workplace or in healthcare settings.*

#### **Taking Protective Actions during a Flu Pandemic**

A flu pandemic is an outbreak caused by a new flu virus that spreads around the world. The virus will spread easily from person to person, mostly through coughing and sneezing. Because the virus is new to people, everyone will be at risk of getting it.

During a flu pandemic, you can use simple actions to help protect yourself and others from becoming sick with the flu. No single action protects completely. If used together, the steps below can help reduce the chances of becoming infected.

- Wash your hands often with soap and water. Use an alcohol-based hand cleaner if soap and water are not available.
- Cover your mouth and nose with a tissue or your arm when you cough and sneeze.
- Stay away from other people if you are ill.
- Avoid crowded places and large gatherings as much as possible.

There may be times during a pandemic when you must be in a crowded setting or in close contact (within 6 feet) with people who might be ill. During such times, the use of a facemask or a respirator might help prevent the spread of pandemic flu.

#### **Wearing a Facemask or a Respirator**

Very little is known about the benefits of wearing facemasks and respirators to help control the spread of pandemic flu. In the absence of clear science, the steps below offer a “best estimate” to help guide decisions. They will be revised as new information becomes available.

Consider wearing a facemask if

- You are sick with the flu and think you might have close contact with other people.
- You live with someone who has the flu (you therefore might be in the early stages of infection) and need to be in a crowded place. Limit the amount of time you spend in these crowded places and wear a facemask while you are there.
- You are well and do not expect to be in close contact with a sick person but need to be in a crowded place. Limit the amount of time you spend in these crowded places and wear a facemask while you are there.

Consider wearing a respirator if

- You are well and you expect to be in close contact with people who are known or thought to be sick with pandemic flu. Limit the amount of time you are in close contact with these people and wear a respirator during this time. These recommendations apply if you must take care of a sick person at home.

### **What is a facemask?**

Facemasks are loose-fitting, disposable masks that cover the nose and mouth. These include products labeled as surgical, dental, medical procedure, isolation, and laser masks.

Facemasks help stop droplets from being spread by the person wearing them. They also keep splashes or sprays from reaching the mouth and nose of the person wearing the facemask. They are not designed to protect you against breathing in very small particles. Facemasks should be used once and then thrown away in the trash.

### **What is a respirator?**

A respirator (for example, an N95 or higher filtering facepiece respirator) is designed to protect you from breathing in very small particles, which might contain viruses. These types of respirators fit tightly to the face so that most air is inhaled through the filter material. To work the best way, N95 respirators must be specially fitted for each person who wears one (this is called “fit-testing” and is usually done in a workplace where respirators are used). Most of the time, N95 respirators are used in construction and other jobs that involve dust and small particles. Some healthcare workers, such as nurses and doctors, use these types of respirators when taking care of patients with diseases that can be spread through the air.

If you have a heart or lung disease or other health condition, you may have trouble breathing through respirators and you should talk with your doctor before using a respirator.

Like surgical masks, N95 respirators should be worn only once and then thrown away in the trash.

### **Additional Information**

Neither a facemask nor a respirator will give complete protection from the flu. That is why it is important to wash your hands often, cover your coughs and sneezes with a handkerchief or your arm, and avoid crowds and gatherings during a pandemic. To learn more about these and other issues relating to pandemic influenza, visit <http://www.pandemicflu.gov>.

# **TAB 2-B-8**

## **INFECTION CONTROL**

# **TAB 2-B-8**

## **INFECTION CONTROL**

This attachment is the federal *HSS Pandemic Influenza Plan, Supplement 4, Infection Control*, which Oregon is adopting in full to promote national consistency on this topic.

Supplement 4 can be found on the HHS Web site:

[www.hhs.gov/pandemicflu/plan/pdf/S04.pdf](http://www.hhs.gov/pandemicflu/plan/pdf/S04.pdf)

It can also be found as a link on the Oregon DHS Web site:

[oregon.gov/DHS/ph/acd/flu/panflu.shtml](http://oregon.gov/DHS/ph/acd/flu/panflu.shtml).

# **TAB 2-B-9**

## **CLINICAL GUIDELINES**

## **TAB 2-B-9**

# **CLINICAL GUIDELINES**

This attachment is the federal *HSS Pandemic Influenza Plan, Supplement 5, Clinical Guidelines*, which Oregon is adopting in full to promote national consistency on this topic.

Supplement 5 can be found on the HHS Web site:

[www.hhs.gov/pandemicflu/plan/pdf/S05.pdf](http://www.hhs.gov/pandemicflu/plan/pdf/S05.pdf)

It can also be found as a link on the Oregon DHS Web site:

[oregon.gov/DHS/ph/acd/flu/panflu.shtml](http://oregon.gov/DHS/ph/acd/flu/panflu.shtml).