



## Oregon Inter-facility Transfer Agreements

### 2014 Performance Measure Report:

Report Date: 5/28/2014 10:55:36 AM

The data are from the National EMS for Children Performance Measure database stored at the National EMS for Children Data Analysis Resource Center.

<b>Total Number of Hospitals in 2014 Dataset*:</b>	<b>50</b>
<b>Total Number of Hospitals Assessed:</b>	<b>57</b>
<b>2013-14 Response Rate:</b>	<b>87.7%</b>

\* Indian Health Service, Tribal, and Military hospitals were not included in the total count. They are however included, when applicable, in the overall response rate and number of hospitals assessed.

### Pediatric Inter-facility Transfer Agreements:

**Measure:** The percentage of hospitals in the State/Territory that have written inter-facility transfer agreements that cover pediatric patients.

Emergency Department personnel were asked the following question to assess whether inter-facility transfer agreements had been established:

#### PERFORMANCE MEASURE CALCULATION:

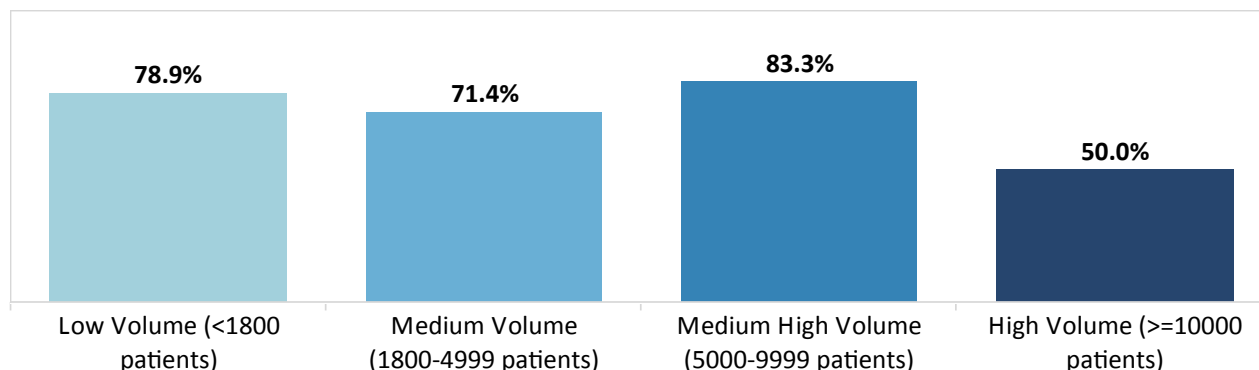
Does your hospital or medical facility have written inter-facility agreement(s) with other hospitals for the transfer of patients of all ages including children in need of care not available at your hospital?

#### Oregon Hospitals

	2014 # EDs	2014%
Have Inter-facility Transfer Agreements	<b>37</b>	<b>74.0%</b>
Do Not Have Inter-facility Transfer Agreements	<b>13</b>	<b>26.0%</b>
<b>Grand Total</b>	<b>50</b>	<b>100.0%</b>



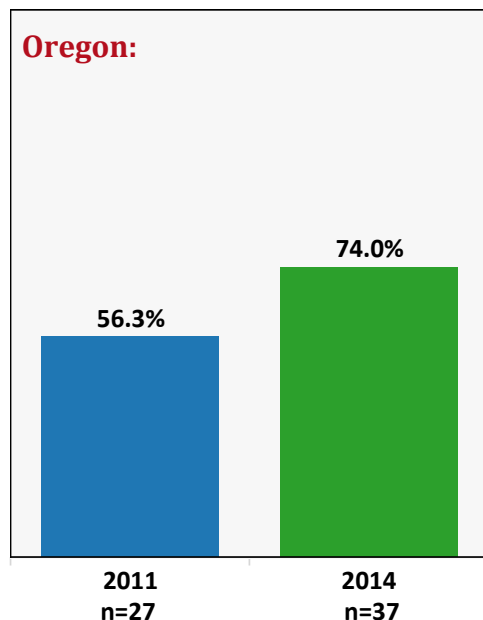
#### % of Oregon Hospitals in 2014 with Inter-facility Transfer Agreements by Pediatric Volume: (n= 37)



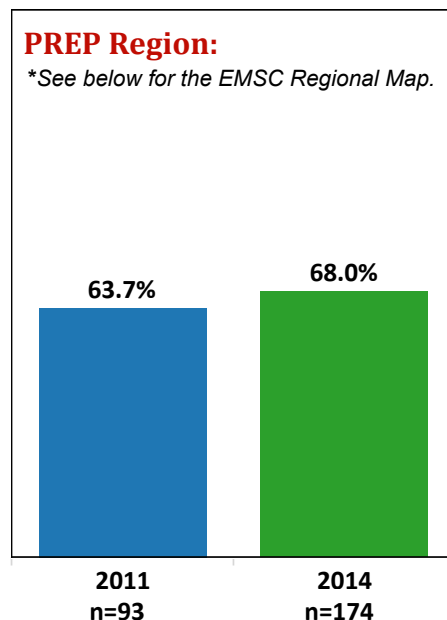
## 2011-14 Comparison Data for State, Region, and Nation

**Note:** The same assessment was completed in 2011 and 2014; however, the respondents may differ in each assessment.

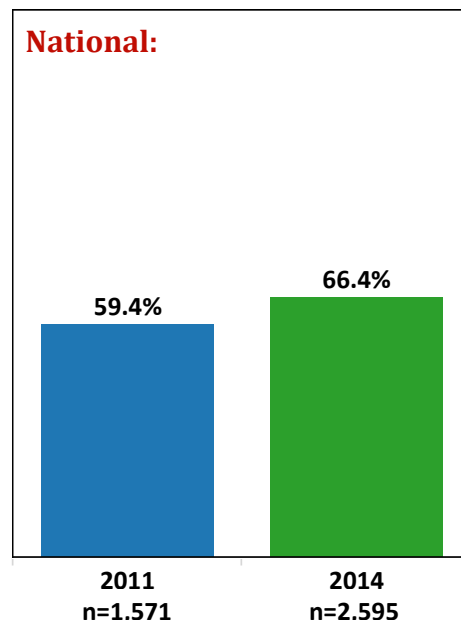
**% of Oregon Hospitals  
that Have Inter-facility Transfer  
Agreements:**



**% of PREP Region\* Hospitals  
that Have Inter-facility Transfer  
Agreements:**

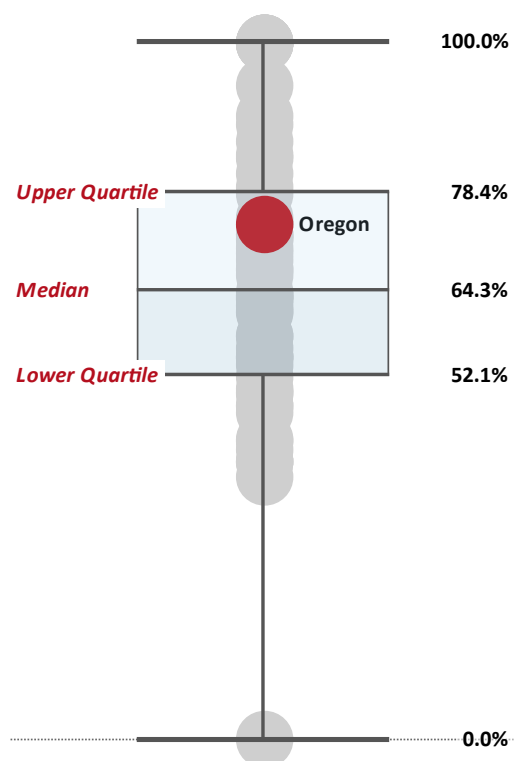


**% of National Hospitals  
that Have Inter-facility Transfer  
Agreements:**



### 2014 National Data Box Plot:

% of Hospitals by State/Territory that Have  
Inter-facility Transfer Agreements  
(59 States/Territories Assessed)



### \*EMSC PREP Region Map:



This report was developed in partnership with the National Emergency Medical Services for Children Data Analysis Resource Center; funded in part by cooperative agreement #U03MC00008.