



Oregon Inter-facility Transfer Guidelines 2014 Data Performance Measure Report:

Report Date: 6/27/2014 11:58:11 AM

The data are from the National EMS for Children Performance Measure database stored at the National EMS for Children Data Analysis Resource Center.

Total Number of Hospitals in 2014 Dataset*:	50
Total Number of Hospitals Assessed:	57
2013-14 Response Rate:	87.7%

** Indian Health Service, Tribal, and Military hospitals were not included in the total count. They are however included, when applicable, in the overall response rate and number of hospitals assessed.*

Pediatric Inter-facility Transfer Guidelines:

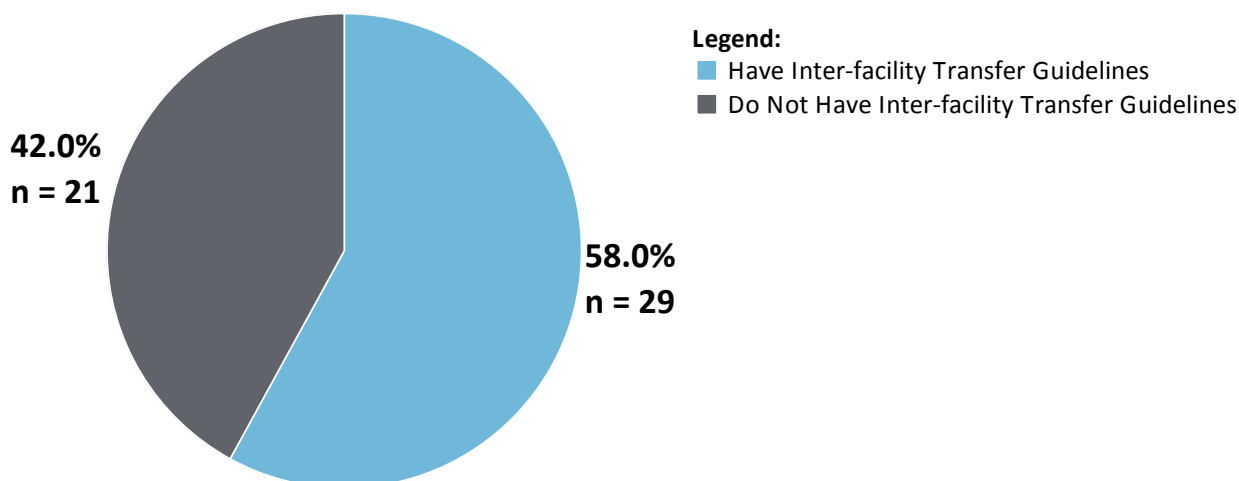
Measure: The percentage of hospitals in the State/Territory that have written inter-facility transfer guidelines that cover pediatric patients and that include the EMSC components of transfer.

Emergency Department personnel were asked a series of questions to assess whether inter-facility transfer guidelines had been established and if they included key components.

Does your hospital or medical facility have written inter-facility transfer guidelines that outline procedural and administrative policies with other hospitals for the transfer of patients of all ages including children in need of care not available at your hospital?

Note: Compliance with EMTALA does not constitute having inter-facility transfer guidelines. The guidelines may be a separate document or part of an inter-facility transfer agreement document.

Oregon Hospitals:



You answered that your facility has written inter-facility transfer guidelines.






Please indicate whether the guidelines include the information specifically for the transfer of patients for each item below: (n = 29)

Oregon Hospitals:	2014 # EDs	2014%
Process for patient transfer (including obtaining informed consent):	29	100.0%
Defined process for initiation of transfer, including the roles and responsibilities of the referring facility and referral center:	28	96.6%
Plan for transfer of patient medical record:	29	100.0%
Plan for transfer of copy of signed transport consent:	29	100.0%
Process for selecting the appropriately staffed transport service to match the patient's acuity level (level of care required by patient, equipment needed in transport, etc.):	26	89.7%
Process for selecting the appropriate care facility:	27	93.1%
Plan for transfer of personal belongings of the patient:	26	89.7%
Plan for provision of directions and referral institution:	25	86.2%

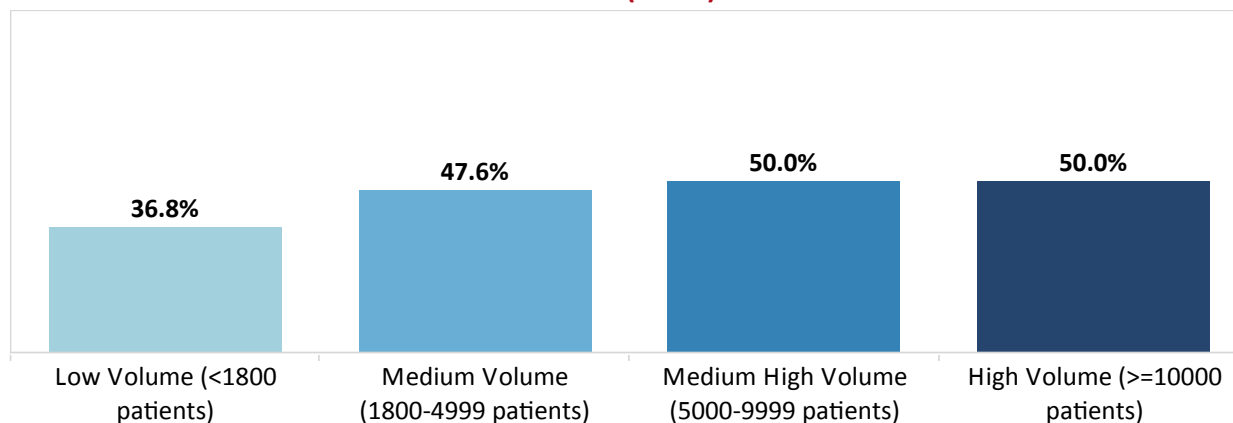
PERFORMANCE MEASURE CALCULATION:

Of those hospitals who have inter-facility transfer guidelines how many **also** have **all** of the 8 EMSC recommended components in those guidelines (see above):

Oregon Hospitals:

Have All 8 EMSC Components (Met Measure)	 n = 22 (44.0%)	
Missing One or More Components	 n = 7 (14.0%)	
NO Inter-facility Guidelines	 n = 21 (42.0%)	
Grand Total	 n = 50 (100.0%)	

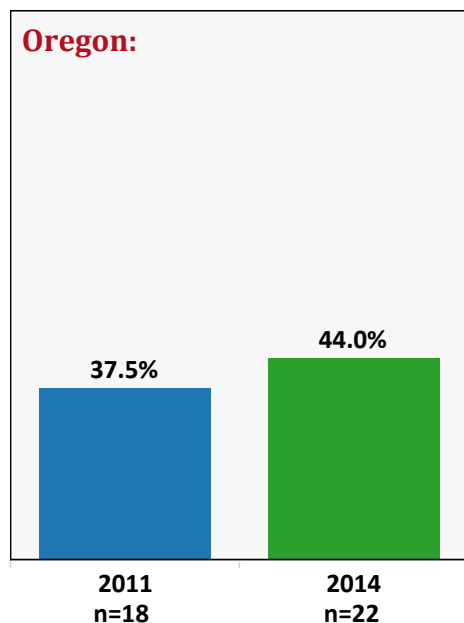
% of Oregon Hospitals in 2014 with Inter-facility Transfer Guidelines AND all Essential Components by Pediatric Volume: (n= 22)



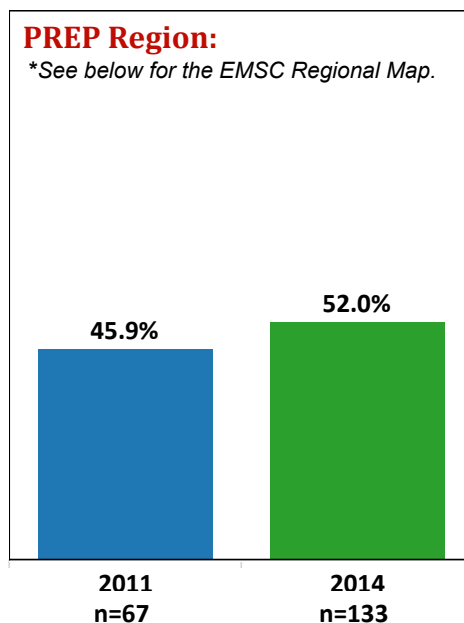
2011-14 Comparison Data for State, Region, and Nation

Note: The same assessment was completed in 2011 and 2014; however, the respondents may differ in each assessment.

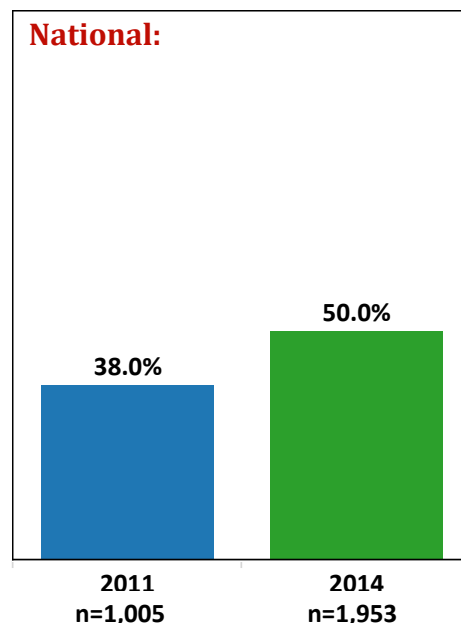
**% of Oregon Hospitals
that Have Inter-facility Transfer
Guidelines and ALL Essential Components:**



**% of PREP Region* Hospitals
that Have Inter-facility Transfer
Guidelines and ALL Essential Components:**

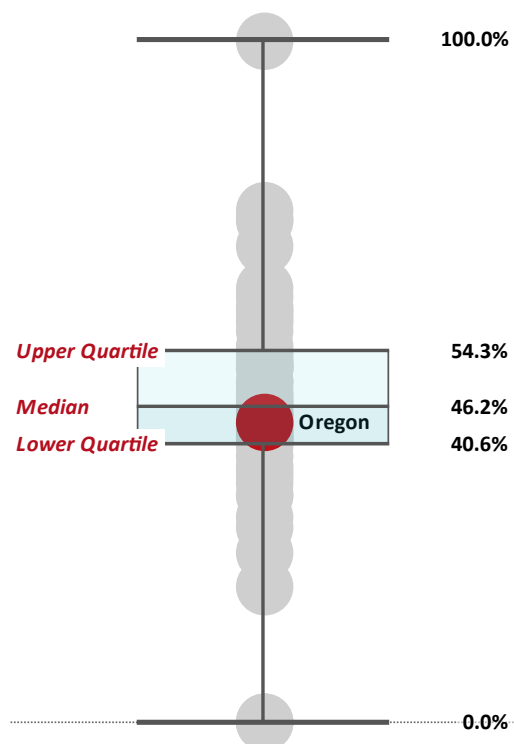


**% of National Hospitals
that Have Inter-facility Transfer
Guidelines and ALL Essential Components:**



2014 National Data Box Plot:

**% of Hospitals by State/Territory that Have
Inter-facility Transfer Guidelines and
ALL Essential Components
(59 States/Territories Assessed)**



*EMSC PREP Region Map:



This report was developed in partnership with the National Emergency Medical Services for Children Data Analysis Resource Center; funded in part by cooperative agreement #U03MC00008.